

# IPEDS 2020-21 Data Collection System

IPEDS HELP DESK (877) 225-2568 | [ipedshelp@rti.org](mailto:ipedshelp@rti.org)  
OMB NO. 1850-0582 v.27 : Approval Expires 8/31/2022  
User ID: P1239611

## Human Resources 2020-21

Institution: University of Southern California (123961)

User ID: P1239611

### Overview

#### Human Resources Overview

Welcome to the IPEDS Human Resources (HR) survey component. The HR component collects important information about your institution's staff.

#### Data Reporting Reminders

- Report data to accurately reflect the time period corresponding with the IPEDS survey component, even if such reporting is seemingly inconsistent with prior-year reporting. For example, if a summer term began later than usual due to Coronavirus Pandemic postponements, continue to report using the timeframes as defined in the IPEDS instructions. NCES expects that some data reported during the 2020-21 data collection year will vary from established prior trends due to the impacts of Coronavirus Pandemic. If an error edit is triggered even when submitting accurate data, please indicate in the corresponding context box or verbally to the Help Desk that the seemingly inconsistent data are accurate and reflect the effects of Coronavirus Pandemic.
- Report each employee only once. If an employee could be coded in more than one occupation, code the employee in the occupation that requires the highest level of skill OR if there is no measurable difference in skill requirements, code the employee in the occupation in which they spend the most time.
- Report staff members difficult to categorize in the "Human Resources Survey Evaluation" box at the end of the survey.
- Enter data on each displayed screen. If a screen is not applicable, enter at least one zero in a field on the screen and save before continuing.
- When reporting salary data (applicable to degree-granting institutions only) include all full-time, non-medical school, instructional staff - both with and without faculty status.

See the instructions for the **Key Reporting Concepts** section -- basic reporting concepts that will assist you in completing the Human Resources survey component.

#### Changes to reporting for 2020-21

There are no changes for this survey component.

#### Resources:

- To download the survey materials for this component: [Survey Materials](#)
- All staff must now be reported using the new IPEDS occupational categories, which align with the 2018 Standard Occupational Classification (SOC) codes. Additional information and resources can be found in the [IPEDS HR/SOC Information Center](#), including general information about the SOC, the IPEDS/SOC crosswalk, a SOC Browse Tool, Frequently Asked Questions, and Web Tutorials.
- To access your prior year data submission for this component: [Reported Data](#)

If you have questions about completing this survey, please contact the **IPEDS Help Desk at 1-877-225-2568**.

Institution: University of Southern California (123961)

## Human Resources Screening Questions

**Does your institution have any part-time staff?***If you answer Yes to this question, you will be provided the screens to report part-time staff.*

- ☐ No  
☒ Yes

**Does your institution have graduate assistants?***If you answer Yes to this question, you will be provided the screens to report graduate assistants.*

- ☐ No  
☒ Yes

**Does your institution have 15 or more full-time staff?**

- ☐ No  
☒ Yes

**Does your institution have a tenure system?***If you answer Yes to this question, you will be provided the screens to report some data by tenure status.*

- ☐ No  
☒ Yes

**Did your institution hire any full-time permanent staff who were included on the payroll of the institution between November 1, 2019 and October 31, 2020 either for the first time (new to the institution) or after a break in service?** Do not exclude persons who were no longer on the payroll as of November 1, 2020. (Exclude persons who have returned from sabbatical leave and full-time instructional staff who are working less-than-9-month contracts.)

*If you answer Yes to this question, you will be provided the screens to report full-time permanent new hires in Part H.*

- ☐ No  
☒ Yes

**Do ALL of the instructional staff at your institution fall into any of the following categories?***If you answer Yes to any of the questions below, you will **NOT** be required to report **Part G - Salaries** for instructional staff. However, Part G will still be required for reporting data for full-time non-instructional staff.*

- ☒ No ☐ Yes Are ALL of the instructional staff military personnel?  
☒ No ☐ Yes Do ALL of the instructional staff contribute their services (e.g., members of a religious order)?  
☒ No ☐ Yes Do ALL of the instructional staff teach pre-clinical or clinical medicine?

You may use the box below to provide additional context for the data you have reported above.

Institution: University of Southern California (123961)

User ID: P1239611

## Part A1 - Full-time Instructional Staff by Academic Rank and Tenure Status - Tenured

**Number of Full-time Instructional Staff With Faculty Status Tenured**

As of November 1, 2020

- Report Hispanic/Latino individuals of any race as Hispanic/Latino
- Report race for non-Hispanic/Latino individuals only
- Include both Primarily Instruction and Instruction Combined with Research and/or Public Service
- Include both medical school and non-medical school staff

**Men**

Race/ethnicity	<u>Academic Rank</u>					No academic rank	Total
	Professors	Associate professors	Assistant professors	Instructors	Lecturers		
<u>Nonresident alien</u>	<input type="text"/>	<input type="text" value="2"/>	<input type="text"/>	<input type="text"/>	<input type="text"/>	<input type="text"/>	<b>2</b>
<u>Hispanic/Latino</u>	<input type="text" value="21"/>	<input type="text" value="12"/>	<input type="text"/>	<input type="text"/>	<input type="text"/>	<input type="text"/>	<b>33</b>
<u>American Indian or Alaska Native</u>	<input type="text" value="2"/>	<input type="text" value="1"/>	<input type="text"/>	<input type="text"/>	<input type="text"/>	<input type="text"/>	<b>3</b>
<u>Asian</u>	<input type="text" value="95"/>	<input type="text" value="40"/>	<input type="text"/>	<input type="text"/>	<input type="text"/>	<input type="text"/>	<b>135</b>
<u>Black or African American</u>	<input type="text" value="13"/>	<input type="text" value="7"/>	<input type="text"/>	<input type="text"/>	<input type="text"/>	<input type="text"/>	<b>20</b>
<u>Native Hawaiian or Other Pacific Islander</u>	<input type="text"/>	<input type="text"/>	<input type="text"/>	<input type="text"/>	<input type="text"/>	<input type="text"/>	<b>0</b>
<u>White</u>	<input type="text" value="459"/>	<input type="text" value="138"/>	<input type="text"/>	<input type="text"/>	<input type="text"/>	<input type="text"/>	<b>597</b>
Two or more races	<input type="text" value="7"/>	<input type="text" value="8"/>	<input type="text"/>	<input type="text"/>	<input type="text"/>	<input type="text"/>	<b>15</b>
<u>Race and ethnicity unknown</u>	<input type="text" value="9"/>	<input type="text" value="8"/>	<input type="text"/>	<input type="text"/>	<input type="text"/>	<input type="text"/>	<b>17</b>
<b>Total men</b>	<b>606</b>	<b>216</b>	<b>0</b>	<b>0</b>	<b>0</b>	<b>0</b>	<b>822</b>

**Women**

Race/ethnicity	<u>Academic Rank</u>					No academic rank	Total
	Professors	Associate professors	Assistant professors	Instructors	Lecturers		
Nonresident alien	<input type="text"/>	<input type="text"/>	<input type="text"/>	<input type="text"/>	<input type="text"/>	<input type="text"/>	<b>0</b>
Hispanic/Latino	<input type="text" value="10"/>	<input type="text" value="12"/>	<input type="text"/>	<input type="text"/>	<input type="text"/>	<input type="text"/>	<b>22</b>
American Indian or Alaska Native	<input type="text"/>	<input type="text"/>	<input type="text"/>	<input type="text"/>	<input type="text"/>	<input type="text"/>	<b>0</b>
Asian	<input type="text" value="32"/>	<input type="text" value="23"/>	<input type="text"/>	<input type="text"/>	<input type="text"/>	<input type="text"/>	<b>55</b>
Black or African American	<input type="text" value="3"/>	<input type="text" value="12"/>	<input type="text"/>	<input type="text"/>	<input type="text"/>	<input type="text"/>	<b>15</b>
Native Hawaiian or Other Pacific Islander	<input type="text"/>	<input type="text"/>	<input type="text"/>	<input type="text"/>	<input type="text"/>	<input type="text"/>	<b>0</b>
White	<input type="text" value="160"/>	<input type="text" value="76"/>	<input type="text"/>	<input type="text"/>	<input type="text"/>	<input type="text"/>	<b>236</b>
Two or more races	<input type="text" value="3"/>	<input type="text" value="6"/>	<input type="text"/>	<input type="text"/>	<input type="text"/>	<input type="text"/>	<b>9</b>
Race and ethnicity unknown	<input type="text" value="6"/>	<input type="text" value="9"/>	<input type="text"/>	<input type="text"/>	<input type="text"/>	<input type="text"/>	<b>15</b>
<b>Total women</b>	<b>214</b>	<b>138</b>	<b>0</b>	<b>0</b>	<b>0</b>	<b>0</b>	<b>352</b>

<b>Total (men+women)</b>	<b>820</b>	<b>354</b>	<b>0</b>	<b>0</b>	<b>0</b>	<b>0</b>	<b>1,174</b>
Total from prior year							<b>1,179</b>

Institution: University of Southern California (123961)

User ID: P1239611

## Part A1 - Full-time Instructional Staff by Academic Rank and Tenure Status - On Tenure Track

**Number of Full-time Instructional Staff With Faculty Status On Tenure Track**

As of November 1, 2020

- Report Hispanic/Latino individuals of any race as Hispanic/Latino
- Report race for non-Hispanic/Latino individuals only
- Include both Primarily Instruction and Instruction Combined with Research and/or Public Service
- Include both medical school and non-medical school staff

**Men**

Race/ethnicity	Academic Rank					No academic rank	Total
	Professors	Associate professors	Assistant professors	Instructors	Lecturers		
<u>Nonresident alien</u>	<input type="text"/>	<input type="text"/>	<input type="text" value="32"/>	<input type="text"/>	<input type="text"/>	<input type="text"/>	<b>32</b>
<u>Hispanic/Latino</u>	<input type="text"/>	<input type="text"/>	<input type="text" value="13"/>	<input type="text"/>	<input type="text"/>	<input type="text"/>	<b>13</b>
<u>American Indian or Alaska Native</u>	<input type="text"/>	<input type="text"/>	<input type="text"/>	<input type="text"/>	<input type="text"/>	<input type="text"/>	<b>0</b>
<u>Asian</u>	<input type="text"/>	<input type="text"/>	<input type="text" value="36"/>	<input type="text"/>	<input type="text"/>	<input type="text"/>	<b>36</b>
<u>Black or African American</u>	<input type="text"/>	<input type="text"/>	<input type="text" value="6"/>	<input type="text"/>	<input type="text"/>	<input type="text"/>	<b>6</b>
<u>Native Hawaiian or Other Pacific Islander</u>	<input type="text"/>	<input type="text"/>	<input type="text"/>	<input type="text"/>	<input type="text"/>	<input type="text"/>	<b>0</b>
<u>White</u>	<input type="text" value="1"/>	<input type="text" value="3"/>	<input type="text" value="51"/>	<input type="text"/>	<input type="text"/>	<input type="text"/>	<b>55</b>
Two or more races	<input type="text"/>	<input type="text"/>	<input type="text" value="2"/>	<input type="text"/>	<input type="text"/>	<input type="text"/>	<b>2</b>
<u>Race and ethnicity unknown</u>	<input type="text"/>	<input type="text"/>	<input type="text" value="36"/>	<input type="text"/>	<input type="text"/>	<input type="text"/>	<b>36</b>
<b>Total men</b>	<b>1</b>	<b>3</b>	<b>176</b>	<b>0</b>	<b>0</b>	<b>0</b>	<b>180</b>

**Women**

Race/ethnicity	Academic Rank					No academic rank	Total
	Professors	Associate professors	Assistant professors	Instructors	Lecturers		
Nonresident alien	<input type="text"/>	<input type="text"/>	<input type="text" value="14"/>	<input type="text"/>	<input type="text"/>	<input type="text"/>	<b>14</b>
Hispanic/Latino	<input type="text"/>	<input type="text"/>	<input type="text" value="11"/>	<input type="text"/>	<input type="text"/>	<input type="text"/>	<b>11</b>
American Indian or Alaska Native	<input type="text"/>	<input type="text"/>	<input type="text" value="1"/>	<input type="text"/>	<input type="text"/>	<input type="text"/>	<b>1</b>
Asian	<input type="text"/>	<input type="text"/>	<input type="text" value="21"/>	<input type="text"/>	<input type="text"/>	<input type="text"/>	<b>21</b>
Black or African American	<input type="text"/>	<input type="text"/>	<input type="text" value="9"/>	<input type="text"/>	<input type="text"/>	<input type="text"/>	<b>9</b>
Native Hawaiian or Other Pacific Islander	<input type="text"/>	<input type="text"/>	<input type="text"/>	<input type="text"/>	<input type="text"/>	<input type="text"/>	<b>0</b>
White	<input type="text"/>	<input type="text" value="3"/>	<input type="text" value="49"/>	<input type="text"/>	<input type="text"/>	<input type="text"/>	<b>52</b>
Two or more races	<input type="text"/>	<input type="text"/>	<input type="text" value="2"/>	<input type="text"/>	<input type="text"/>	<input type="text"/>	<b>2</b>
Race and ethnicity unknown	<input type="text"/>	<input type="text"/>	<input type="text" value="22"/>	<input type="text"/>	<input type="text"/>	<input type="text"/>	<b>22</b>
<b>Total women</b>	<b>0</b>	<b>3</b>	<b>129</b>	<b>0</b>	<b>0</b>	<b>0</b>	<b>132</b>

<b>Total (men+women)</b>	<b>1</b>	<b>6</b>	<b>305</b>	<b>0</b>	<b>0</b>	<b>0</b>	<b>312</b>
<b>Total from prior year</b>							<b>315</b>

Institution: University of Southern California (123961)

User ID: P1239611

## Part A1 - Full-time Instructional Staff by Academic Rank and Tenure Status - Multi-Year Contract

**Number of Full-time Instructional Staff With Faculty Status Not on Tenure Track - Multi-Year Contract**

As of November 1, 2020

- Report Hispanic/Latino individuals of any race as Hispanic/Latino
- Report race for non-Hispanic/Latino individuals only
- Include both Primarily Instruction and Instruction Combined with Research and/or Public Service
- Include both medical school and non-medical school staff

**Men**

Gender and race/ethnicity	Academic Rank					No academic rank	Total
	Professors	Associate professors	Assistant professors	Instructors	Lecturers		
<u>Nonresident alien</u>	<input type="text" value="0"/>	<input type="text" value="0"/>	<input type="text" value="0"/>	<input type="text" value="0"/>	<input type="text" value="0"/>	<input type="text" value="0"/>	<b>0</b>
<u>Hispanic/Latino</u>	<input type="text"/>	<input type="text"/>	<input type="text"/>	<input type="text"/>	<input type="text"/>	<input type="text"/>	<b>0</b>
<u>American Indian or Alaska Native</u>	<input type="text"/>	<input type="text"/>	<input type="text"/>	<input type="text"/>	<input type="text"/>	<input type="text"/>	<b>0</b>
<u>Asian</u>	<input type="text"/>	<input type="text"/>	<input type="text"/>	<input type="text"/>	<input type="text"/>	<input type="text"/>	<b>0</b>
<u>Black or African American</u>	<input type="text"/>	<input type="text"/>	<input type="text"/>	<input type="text"/>	<input type="text"/>	<input type="text"/>	<b>0</b>
<u>Native Hawaiian or Other Pacific Islander</u>	<input type="text"/>	<input type="text"/>	<input type="text"/>	<input type="text"/>	<input type="text"/>	<input type="text"/>	<b>0</b>
<u>White</u>	<input type="text"/>	<input type="text"/>	<input type="text"/>	<input type="text"/>	<input type="text"/>	<input type="text"/>	<b>0</b>
Two or more races	<input type="text"/>	<input type="text"/>	<input type="text"/>	<input type="text"/>	<input type="text"/>	<input type="text"/>	<b>0</b>
<u>Race and ethnicity unknown</u>	<input type="text"/>	<input type="text"/>	<input type="text"/>	<input type="text"/>	<input type="text"/>	<input type="text"/>	<b>0</b>
<b>Total men</b>	<b>0</b>	<b>0</b>	<b>0</b>	<b>0</b>	<b>0</b>	<b>0</b>	<b>0</b>

**Women**

Gender and race/ethnicity	Academic Rank					No academic rank	Total
	Professors	Associate professors	Assistant professors	Instructors	Lecturers		
Nonresident alien	<input type="text" value="0"/>	<input type="text" value="0"/>	<input type="text" value="0"/>	<input type="text" value="0"/>	<input type="text" value="0"/>	<input type="text" value="0"/>	<b>0</b>
Hispanic/Latino	<input type="text"/>	<input type="text"/>	<input type="text"/>	<input type="text"/>	<input type="text"/>	<input type="text"/>	<b>0</b>
American Indian or Alaska Native	<input type="text"/>	<input type="text"/>	<input type="text"/>	<input type="text"/>	<input type="text"/>	<input type="text"/>	<b>0</b>
Asian	<input type="text"/>	<input type="text"/>	<input type="text"/>	<input type="text"/>	<input type="text"/>	<input type="text"/>	<b>0</b>
Black or African American	<input type="text"/>	<input type="text"/>	<input type="text"/>	<input type="text"/>	<input type="text"/>	<input type="text"/>	<b>0</b>
Native Hawaiian or Other Pacific Islander	<input type="text"/>	<input type="text"/>	<input type="text"/>	<input type="text"/>	<input type="text"/>	<input type="text"/>	<b>0</b>
White	<input type="text"/>	<input type="text"/>	<input type="text"/>	<input type="text"/>	<input type="text"/>	<input type="text"/>	<b>0</b>
Two or more races	<input type="text"/>	<input type="text"/>	<input type="text"/>	<input type="text"/>	<input type="text"/>	<input type="text"/>	<b>0</b>
Race and ethnicity unknown	<input type="text"/>	<input type="text"/>	<input type="text"/>	<input type="text"/>	<input type="text"/>	<input type="text"/>	<b>0</b>
<b>Total women</b>	<b>0</b>	<b>0</b>	<b>0</b>	<b>0</b>	<b>0</b>	<b>0</b>	<b>0</b>

<b>Total (men+women)</b>	<b>0</b>	<b>0</b>	<b>0</b>	<b>0</b>	<b>0</b>	<b>0</b>	<b>0</b>
<b>Total from prior year</b>							

Institution: University of Southern California (123961)

User ID: P1239611

## Part A1 - Full-time Instructional Staff by Academic Rank and Tenure Status - Annual Contract

**Number of Full-time Instructional Staff With Faculty Status Not on Tenure Track - Annual Contract**

As of November 1, 2020

- Report Hispanic/Latino individuals of any race as Hispanic/Latino
- Report race for non-Hispanic/Latino individuals only
- Include both Primarily Instruction and Instruction Combined with Research and/or Public Service
- Include both medical school and non-medical school staff

**Men**

Race/ethnicity	Academic Rank					No academic rank	Total
	Professors	Associate professors	Assistant professors	Instructors	Lecturers		
<u>Nonresident alien</u>	<input type="text"/>	<input type="text" value="2"/>	<input type="text" value="6"/>	<input type="text"/>	<input type="text" value="4"/>	<input type="text"/>	<b>12</b>
<u>Hispanic/Latino</u>	<input type="text" value="8"/>	<input type="text" value="7"/>	<input type="text" value="9"/>	<input type="text"/>	<input type="text" value="8"/>	<input type="text"/>	<b>32</b>
<u>American Indian or Alaska Native</u>	<input type="text" value="1"/>	<input type="text" value="1"/>	<input type="text"/>	<input type="text"/>	<input type="text"/>	<input type="text"/>	<b>2</b>
<u>Asian</u>	<input type="text" value="10"/>	<input type="text" value="13"/>	<input type="text" value="6"/>	<input type="text"/>	<input type="text" value="10"/>	<input type="text"/>	<b>39</b>
<u>Black or African American</u>	<input type="text" value="7"/>	<input type="text" value="3"/>	<input type="text" value="4"/>	<input type="text"/>	<input type="text" value="2"/>	<input type="text"/>	<b>16</b>
<u>Native Hawaiian or Other Pacific Islander</u>	<input type="text"/>	<input type="text"/>	<input type="text"/>	<input type="text"/>	<input type="text"/>	<input type="text"/>	<b>0</b>
<u>White</u>	<input type="text" value="81"/>	<input type="text" value="107"/>	<input type="text" value="58"/>	<input type="text"/>	<input type="text" value="47"/>	<input type="text"/>	<b>293</b>
Two or more races	<input type="text" value="3"/>	<input type="text" value="4"/>	<input type="text" value="1"/>	<input type="text" value="1"/>	<input type="text"/>	<input type="text"/>	<b>9</b>
<u>Race and ethnicity unknown</u>	<input type="text" value="5"/>	<input type="text" value="7"/>	<input type="text" value="12"/>	<input type="text"/>	<input type="text" value="8"/>	<input type="text"/>	<b>32</b>
<b>Total men</b>	<b>115</b>	<b>144</b>	<b>96</b>	<b>1</b>	<b>79</b>	<b>0</b>	<b>435</b>

**Women**

Race/ethnicity	Academic Rank					No academic rank	Total
	Professors	Associate professors	Assistant professors	Instructors	Lecturers		
Nonresident alien	<input type="text" value="1"/>	<input type="text" value="2"/>	<input type="text" value="4"/>	<input type="text"/>	<input type="text" value="5"/>	<input type="text"/>	<b>12</b>
Hispanic/Latino	<input type="text" value="8"/>	<input type="text" value="12"/>	<input type="text" value="10"/>	<input type="text"/>	<input type="text" value="14"/>	<input type="text"/>	<b>44</b>
American Indian or Alaska Native	<input type="text"/>	<input type="text"/>	<input type="text" value="2"/>	<input type="text"/>	<input type="text"/>	<input type="text"/>	<b>2</b>
Asian	<input type="text" value="9"/>	<input type="text" value="10"/>	<input type="text" value="11"/>	<input type="text"/>	<input type="text" value="17"/>	<input type="text"/>	<b>47</b>
Black or African American	<input type="text" value="4"/>	<input type="text" value="17"/>	<input type="text" value="6"/>	<input type="text"/>	<input type="text" value="5"/>	<input type="text"/>	<b>32</b>
Native Hawaiian or Other Pacific Islander	<input type="text"/>	<input type="text"/>	<input type="text"/>	<input type="text"/>	<input type="text"/>	<input type="text"/>	<b>0</b>
White	<input type="text" value="77"/>	<input type="text" value="128"/>	<input type="text" value="64"/>	<input type="text"/>	<input type="text" value="37"/>	<input type="text"/>	<b>306</b>
Two or more races	<input type="text" value="1"/>	<input type="text" value="8"/>	<input type="text" value="2"/>	<input type="text"/>	<input type="text" value="2"/>	<input type="text"/>	<b>13</b>
Race and ethnicity unknown	<input type="text" value="3"/>	<input type="text" value="4"/>	<input type="text" value="8"/>	<input type="text"/>	<input type="text" value="11"/>	<input type="text"/>	<b>26</b>
<b>Total women</b>	<b>103</b>	<b>181</b>	<b>107</b>	<b>0</b>	<b>91</b>	<b>0</b>	<b>482</b>

<b>Total (men+women)</b>	<b>218</b>	<b>325</b>	<b>203</b>	<b>1</b>	<b>170</b>	<b>0</b>	<b>917</b>
Total from prior year							<b>987</b>

Institution: University of Southern California (123961)

User ID: P1239611

## Part A1 - Full-time Instructional Staff by Academic Rank and Tenure Status - Less-Than-Annual Contract

**Number of Full-time Instructional Staff With Faculty Status Not on Tenure Track - Less-than-annual Contract**

As of November 1, 2020

- Report Hispanic/Latino individuals of any race as Hispanic/Latino
- Report race for non-Hispanic/Latino individuals only
- Include both Primarily Instruction and Instruction Combined with Research and/or Public Service
- Include both medical school and non-medical school staff

**Men**

Race/ethnicity	Academic Rank					No academic rank	Total
	Professors	Associate professors	Assistant professors	Instructors	Lecturers		
<u>Nonresident alien</u>	<input type="text" value="0"/>	<input type="text" value="0"/>	<input type="text" value="0"/>	<input type="text" value="0"/>	<input type="text" value="0"/>	<input type="text" value="0"/>	<b>0</b>
<u>Hispanic/Latino</u>	<input type="text"/>	<input type="text"/>	<input type="text"/>	<input type="text"/>	<input type="text"/>	<input type="text"/>	<b>0</b>
<u>American Indian or Alaska Native</u>	<input type="text"/>	<input type="text"/>	<input type="text"/>	<input type="text"/>	<input type="text"/>	<input type="text"/>	<b>0</b>
<u>Asian</u>	<input type="text"/>	<input type="text"/>	<input type="text"/>	<input type="text"/>	<input type="text"/>	<input type="text"/>	<b>0</b>
<u>Black or African American</u>	<input type="text"/>	<input type="text"/>	<input type="text"/>	<input type="text"/>	<input type="text"/>	<input type="text"/>	<b>0</b>
<u>Native Hawaiian or Other Pacific Islander</u>	<input type="text"/>	<input type="text"/>	<input type="text"/>	<input type="text"/>	<input type="text"/>	<input type="text"/>	<b>0</b>
<u>White</u>	<input type="text"/>	<input type="text"/>	<input type="text"/>	<input type="text"/>	<input type="text"/>	<input type="text"/>	<b>0</b>
Two or more races	<input type="text"/>	<input type="text"/>	<input type="text"/>	<input type="text"/>	<input type="text"/>	<input type="text"/>	<b>0</b>
<u>Race and ethnicity unknown</u>	<input type="text"/>	<input type="text"/>	<input type="text"/>	<input type="text"/>	<input type="text"/>	<input type="text"/>	<b>0</b>
<b>Total men</b>	<b>0</b>	<b>0</b>	<b>0</b>	<b>0</b>	<b>0</b>	<b>0</b>	<b>0</b>

**Women**

Race/ethnicity	Academic Rank					No academic rank	Total
	Professors	Associate professors	Assistant professors	Instructors	Lecturers		
Nonresident alien	<input type="text" value="0"/>	<input type="text" value="0"/>	<input type="text" value="0"/>	<input type="text" value="0"/>	<input type="text" value="0"/>	<input type="text" value="0"/>	<b>0</b>
Hispanic/Latino	<input type="text"/>	<input type="text"/>	<input type="text"/>	<input type="text"/>	<input type="text"/>	<input type="text"/>	<b>0</b>
American Indian or Alaska Native	<input type="text"/>	<input type="text"/>	<input type="text"/>	<input type="text"/>	<input type="text"/>	<input type="text"/>	<b>0</b>
Asian	<input type="text"/>	<input type="text"/>	<input type="text"/>	<input type="text"/>	<input type="text"/>	<input type="text"/>	<b>0</b>
Black or African American	<input type="text"/>	<input type="text"/>	<input type="text"/>	<input type="text"/>	<input type="text"/>	<input type="text"/>	<b>0</b>
Native Hawaiian or Other Pacific Islander	<input type="text"/>	<input type="text"/>	<input type="text"/>	<input type="text"/>	<input type="text"/>	<input type="text"/>	<b>0</b>
White	<input type="text"/>	<input type="text"/>	<input type="text"/>	<input type="text"/>	<input type="text"/>	<input type="text"/>	<b>0</b>
Two or more races	<input type="text"/>	<input type="text"/>	<input type="text"/>	<input type="text"/>	<input type="text"/>	<input type="text"/>	<b>0</b>
Race and ethnicity unknown	<input type="text"/>	<input type="text"/>	<input type="text"/>	<input type="text"/>	<input type="text"/>	<input type="text"/>	<b>0</b>
<b>Total women</b>	<b>0</b>	<b>0</b>	<b>0</b>	<b>0</b>	<b>0</b>	<b>0</b>	<b>0</b>

<b>Total (men+women)</b>	<b>0</b>	<b>0</b>	<b>0</b>	<b>0</b>	<b>0</b>	<b>0</b>	<b>0</b>
Total from prior year							

Institution: University of Southern California (123961)

User ID: P1239611

## Part A1 - Full-time Instructional Staff by Academic Rank and Tenure Status - Indefinite duration contract

**Number of Full-time Instructional Staff With Faculty Status Not on Tenure Track - Indefinite duration contract**

As of November 1, 2020

- Report Hispanic/Latino individuals of any race as Hispanic/Latino
- Report race for non-Hispanic/Latino individuals only
- Include both Primarily Instruction and Instruction Combined with Research and/or Public Service
- Include both medical school and non-medical school staff

**Men**

Gender and race/ethnicity	Academic Rank					No academic rank	Total
	Professors	Associate professors	Assistant professors	Instructors	Lecturers		
<u>Nonresident alien</u>	<input type="text" value="0"/>	<input type="text" value="0"/>	<input type="text" value="0"/>	<input type="text" value="0"/>	<input type="text" value="0"/>	<input type="text" value="0"/>	<b>0</b>
<u>Hispanic/Latino</u>	<input type="text"/>	<input type="text"/>	<input type="text"/>	<input type="text"/>	<input type="text"/>	<input type="text"/>	<b>0</b>
<u>American Indian or Alaska Native</u>	<input type="text"/>	<input type="text"/>	<input type="text"/>	<input type="text"/>	<input type="text"/>	<input type="text"/>	<b>0</b>
<u>Asian</u>	<input type="text"/>	<input type="text"/>	<input type="text"/>	<input type="text"/>	<input type="text"/>	<input type="text"/>	<b>0</b>
<u>Black or African American</u>	<input type="text"/>	<input type="text"/>	<input type="text"/>	<input type="text"/>	<input type="text"/>	<input type="text"/>	<b>0</b>
<u>Native Hawaiian or Other Pacific Islander</u>	<input type="text"/>	<input type="text"/>	<input type="text"/>	<input type="text"/>	<input type="text"/>	<input type="text"/>	<b>0</b>
<u>White</u>	<input type="text"/>	<input type="text"/>	<input type="text"/>	<input type="text"/>	<input type="text"/>	<input type="text"/>	<b>0</b>
Two or more races	<input type="text"/>	<input type="text"/>	<input type="text"/>	<input type="text"/>	<input type="text"/>	<input type="text"/>	<b>0</b>
<u>Race and ethnicity unknown</u>	<input type="text"/>	<input type="text"/>	<input type="text"/>	<input type="text"/>	<input type="text"/>	<input type="text"/>	<b>0</b>
<b>Total men</b>	<b>0</b>	<b>0</b>	<b>0</b>	<b>0</b>	<b>0</b>	<b>0</b>	<b>0</b>

**Women**

Gender and race/ethnicity	Academic Rank					No academic rank	Total
	Professors	Associate professors	Assistant professors	Instructors	Lecturers		
Nonresident alien	<input type="text" value="0"/>	<input type="text" value="0"/>	<input type="text" value="0"/>	<input type="text" value="0"/>	<input type="text" value="0"/>	<input type="text" value="0"/>	<b>0</b>
Hispanic/Latino	<input type="text"/>	<input type="text"/>	<input type="text"/>	<input type="text"/>	<input type="text"/>	<input type="text"/>	<b>0</b>
American Indian or Alaska Native	<input type="text"/>	<input type="text"/>	<input type="text"/>	<input type="text"/>	<input type="text"/>	<input type="text"/>	<b>0</b>
Asian	<input type="text"/>	<input type="text"/>	<input type="text"/>	<input type="text"/>	<input type="text"/>	<input type="text"/>	<b>0</b>
Black or African American	<input type="text"/>	<input type="text"/>	<input type="text"/>	<input type="text"/>	<input type="text"/>	<input type="text"/>	<b>0</b>
Native Hawaiian or Other Pacific Islander	<input type="text"/>	<input type="text"/>	<input type="text"/>	<input type="text"/>	<input type="text"/>	<input type="text"/>	<b>0</b>
White	<input type="text"/>	<input type="text"/>	<input type="text"/>	<input type="text"/>	<input type="text"/>	<input type="text"/>	<b>0</b>
Two or more races	<input type="text"/>	<input type="text"/>	<input type="text"/>	<input type="text"/>	<input type="text"/>	<input type="text"/>	<b>0</b>
Race and ethnicity unknown	<input type="text"/>	<input type="text"/>	<input type="text"/>	<input type="text"/>	<input type="text"/>	<input type="text"/>	<b>0</b>
<b>Total women</b>	<b>0</b>	<b>0</b>	<b>0</b>	<b>0</b>	<b>0</b>	<b>0</b>	<b>0</b>
<b>Total (men+women)</b>	<b>0</b>	<b>0</b>	<b>0</b>	<b>0</b>	<b>0</b>	<b>0</b>	<b>0</b>
Total from prior year							



Institution: University of Southern California (123961)

User ID: P1239611

## Part A1 - Full-time Instructional Staff - Without Faculty Status

**Number of Full-time Instructional Staff Without Faculty Status**

As of November 1, 2020

- Report Hispanic/Latino individuals of any race as Hispanic/Latino
- Report race for non-Hispanic/Latino individuals only
- Include both Primarily Instruction and Instruction Combined with Research and/or Public Service
- Include both medical school and non-medical school staff

**Men**

Race/ethnicity	Without Faculty Status
<u>Nonresident alien</u>	<input type="text" value="0"/>
<u>Hispanic/Latino</u>	<input type="text"/>
<u>American Indian or Alaska Native</u>	<input type="text"/>
<u>Asian</u>	<input type="text"/>
<u>Black or African American</u>	<input type="text"/>
<u>Native Hawaiian or Other Pacific Islander</u>	<input type="text"/>
<u>White</u>	<input type="text"/>
Two or more races	<input type="text"/>
<u>Race and ethnicity unknown</u>	<input type="text"/>
<b>Total men</b>	<b>0</b>

**Women**

Race/ethnicity	Without Faculty Status
Nonresident alien	<input type="text" value="0"/>
Hispanic/Latino	<input type="text"/>
American Indian or Alaska Native	<input type="text"/>
Asian	<input type="text"/>
Black or African American	<input type="text"/>
Native Hawaiian or Other Pacific Islander	<input type="text"/>
White	<input type="text"/>
Two or more races	<input type="text"/>
Race and ethnicity unknown	<input type="text"/>
<b>Total women</b>	<b>0</b>

<b>Total (men+women)</b>	<b>0</b>
Total from prior year	

Institution: University of Southern California (123961)

User ID: P1239611

## Part A2 - Full-time Instructional Staff by Function

**Number of Full-time Instructional Staff**

As of November 1, 2020

- Report Primarily Instruction and Instruction combined with Research and/or Public Service separately, as indicated below
- Report Non-medical school and Medical school staff separately, as indicated below

		With <u>Faculty Status</u>						Without Faculty Status	Total		
		<u>Tenured</u>	<u>On Tenure Track</u>	<u>Not on Tenure Track</u>							
				<u>Multi-year</u>	<u>Annual contract</u>	<u>Less-than-annual contract</u>	<u>Indefinite duration (continuing or at-will)</u>				
<b><u>Non-medical school staff</u></b>		956	250	0	907	0	0	0	2,113		
<b>Non-medical school staff from prior year</b>		954	256		981	0			2,191		
<b><u>Primarily Instruction</u></b>		956	250	0	907	0	0	0	2,113		
	<b>i</b> Exclusively credit	<input type="text"/>	<input type="text"/>	<input type="text"/>	<input type="text"/>	<input type="text"/>	<input type="text"/>	<input type="text"/>	0		
	<b>i</b> Exclusively not-for-credit	<input type="text"/>	<input type="text"/>	<input type="text"/>	<input type="text"/>	<input type="text"/>	<input type="text"/>	<input type="text"/>	0		
	Combined credit/not-for-credit	<input type="text" value="956"/>	<input type="text" value="250"/>	<input type="text"/>	<input type="text" value="907"/>	<input type="text"/>	<input type="text"/>	<input type="text"/>	2,113		
<b><u>Instruction/research/public service staff</u></b>		<input type="text"/>	<input type="text"/>	<input type="text"/>	<input type="text"/>	<input type="text"/>	<input type="text"/>	<input type="text"/>	0		
<b><u>Medical school staff</u></b>		218	62	0	10	0	0	0	290		
<b>Medical school staff from prior year</b>		225	59		6	0			290		
<b><u>Primarily Instruction</u></b>		218	62	0	10	0	0	0	290		
	Exclusively credit	<input type="text"/>	<input type="text"/>	<input type="text"/>	<input type="text"/>	<input type="text"/>	<input type="text"/>	<input type="text"/>	0		
	Exclusively not-for-credit	<input type="text"/>	<input type="text"/>	<input type="text"/>	<input type="text"/>	<input type="text"/>	<input type="text"/>	<input type="text"/>	0		
	Combined credit/not-for-credit	<input type="text" value="218"/>	<input type="text" value="62"/>	<input type="text"/>	<input type="text" value="10"/>	<input type="text"/>	<input type="text"/>	<input type="text"/>	290		
<b><u>Instruction/research/public service staff</u></b>		<input type="text"/>	<input type="text"/>	<input type="text"/>	<input type="text"/>	<input type="text"/>	<input type="text"/>	<input type="text"/>	0		
<b>Total carried forward from previous screens</b>		1,174	312	0	917	0	0	0	2,403		

Institution: University of Southern California (123961)

User ID: P1239611

## Part A3 - Full-time Instructional Staff - Totals

## Total number of Full-time Instructional Staff

As of November 1, 2020

Race/ethnicity	Total men	Total women	Total (men+women)
Nonresident alien	46	26	72
Hispanic/Latino	78	77	155
American Indian or Alaska Native	5	3	8
Asian	210	123	333
Black or African American	42	56	98
Native Hawaiian or Other Pacific Islander	0	0	0
White	945	594	1,539
Two or more races	26	24	50
Race and ethnicity unknown	85	63	148
<b>Total</b>	<b>1,437</b>	<b>966</b>	<b>2,403</b>
Total from prior year			2,481

Institution: University of Southern California (123961)

User ID: P1239611

## Part B1 - Full-time Non-instructional Staff by Occupational Category

Number of **Full-time** Non-instructional Staff by Occupational Category

As of November 1, 2020

- Report Hispanic/Latino individuals of any race as Hispanic/Latino
- Report race for non-Hispanic/Latino individuals only
- Include both medical school and non-medical school staff

## Men

Race/ethnicity	<u>Instructional Staff</u> (carried forward from Part A)	<u>Research staff</u>	<u>Public Service staff</u>
<u>Nonresident alien</u>	46	16	16
<u>Hispanic/Latino</u>	78	5	57
<u>American Indian or Alaska Native</u>	5		
<u>Asian</u>	210	42	263
<u>Black or African American</u>	42	3	24
<u>Native Hawaiian or Other Pacific Islander</u>	0		
<u>White</u>	945	89	410
Two or more races	26	5	43
<u>Race and ethnicity unknown</u>	85	2	49
<b>Total men</b>	<b>1,437</b>	<b>162</b>	<b>862</b>

## Women

Race/ethnicity	<u>Instructional Staff</u> (carried forward from Part A)	<u>Research staff</u>	<u>Public Service staff</u>
Nonresident alien	26	3	15
Hispanic/Latino	77	3	68
American Indian or Alaska Native	3	1	4
Asian	123	35	301
Black or African American	56	3	42
Native Hawaiian or Other Pacific Islander	0		1
White	594	45	475
Two or more races	24	3	43
Race and ethnicity unknown	63	3	32
<b>Total women</b>	<b>966</b>	<b>96</b>	<b>981</b>
<b>Total (men+women)</b>	<b>2,403</b>	<b>258</b>	<b>1,843</b>
Total from prior year	2,481	261	1,725

Institution: University of Southern California (123961)

User ID: P1239611

## Part B1 - Full-time Non-instructional Staff by Occupational Category

## Number of Full-time Non-instructional Staff by Occupational Category

As of November 1, 2020

- Report Hispanic/Latino individuals of any race as Hispanic/Latino
- Report race for non-Hispanic/Latino individuals only
- Include both medical school and non-medical school staff

## Men

Race/ethnicity	<u>Archivists, Curators, and Museum Technicians</u> 25-4010	<u>Librarians and Media Collections Specialists</u> 25-4020	<u>Library Technicians</u> 25-4030	<u>Student and Academic Affairs and Other Education Services Occupations</u> 25-2000 + 25-3000 + 25-9000
<u>Nonresident alien</u>	<input type="text"/>	<input type="text"/>	<input type="text"/>	<input type="text"/>
<u>Hispanic/Latino</u>	<input type="text"/>	<input type="text" value="2"/>	<input type="text" value="4"/>	<input type="text" value="2"/>
<u>American Indian or Alaska Native</u>	<input type="text"/>	<input type="text"/>	<input type="text"/>	<input type="text"/>
<u>Asian</u>	<input type="text" value="1"/>	<input type="text" value="4"/>	<input type="text" value="1"/>	<input type="text" value="1"/>
<u>Black or African American</u>	<input type="text"/>	<input type="text"/>	<input type="text" value="2"/>	<input type="text"/>
<u>Native Hawaiian or Other Pacific Islander</u>	<input type="text"/>	<input type="text"/>	<input type="text"/>	<input type="text"/>
<u>White</u>	<input type="text" value="6"/>	<input type="text" value="15"/>	<input type="text" value="3"/>	<input type="text" value="12"/>
Two or more races	<input type="text"/>	<input type="text"/>	<input type="text"/>	<input type="text" value="1"/>
<u>Race and ethnicity unknown</u>	<input type="text"/>	<input type="text" value="1"/>	<input type="text"/>	<input type="text" value="1"/>
<b>Total men</b>	<b>7</b>	<b>22</b>	<b>10</b>	<b>17</b>

## Women

Race/ethnicity	<u>Archivists, Curators, and Museum Technicians</u> 25-4010	<u>Librarians and Media Collections Specialists</u> 25-4020	<u>Library Technicians</u> 25-4030	<u>Student and Academic Affairs and Other Education Services Occupations</u> 25-2000 + 25-3000 + 25-9000
Nonresident alien	<input type="text"/>	<input type="text" value="1"/>	<input type="text"/>	<input type="text"/>
Hispanic/Latino	<input type="text"/>	<input type="text" value="8"/>	<input type="text" value="4"/>	<input type="text" value="30"/>
American Indian or Alaska Native	<input type="text"/>	<input type="text" value="1"/>	<input type="text"/>	<input type="text"/>
Asian	<input type="text"/>	<input type="text" value="8"/>	<input type="text" value="5"/>	<input type="text" value="1"/>
Black or African American	<input type="text"/>	<input type="text" value="3"/>	<input type="text" value="2"/>	<input type="text" value="5"/>
Native Hawaiian or Other Pacific Islander	<input type="text"/>	<input type="text"/>	<input type="text"/>	<input type="text"/>
White	<input type="text" value="3"/>	<input type="text" value="27"/>	<input type="text" value="3"/>	<input type="text" value="19"/>
Two or more races	<input type="text" value="1"/>	<input type="text"/>	<input type="text" value="2"/>	<input type="text"/>
Race and ethnicity unknown	<input type="text" value="1"/>	<input type="text" value="2"/>	<input type="text"/>	<input type="text" value="1"/>
<b>Total women</b>	<b>5</b>	<b>50</b>	<b>16</b>	<b>56</b>
<b>Total (men+women)</b>	<b>12</b>	<b>72</b>	<b>26</b>	<input checked="" type="checkbox"/> <b>73</b>
Total from prior year	13	75	22	54

Institution: University of Southern California (123961)

User ID: P1239611

## Part B1 - Full-time Non-instructional Staff by Occupational Category

## Number of Full-time Non-instructional Staff by Occupational Category

As of November 1, 2020

- Report Hispanic/Latino individuals of any race as Hispanic/Latino
- Report race for non-Hispanic/Latino individuals only
- Include both medical school and non-medical school staff

## Men

Race/ethnicity	<u>Management Occupations</u> 11-0000	<u>Business and Financial Operations Occupations</u> 13-0000	<u>Computer, Engineering, and Science Occupations</u> 15-0000 + 17-0000 + 19-0000	<u>Community, Social Service, Legal, Arts, Design, Entertainment, Sports, and Media Occupations</u> 21-0000 + 23-0000 + 27-0000	<u>Healthcare Practitioners and Technical Occupations</u> 29-0000
<u>Nonresident alien</u>	10	3	115	4	4
<u>Hispanic/Latino</u>	137	117	168	60	33
<u>American Indian or Alaska Native</u>	2	1	1		1
<u>Asian</u>	96	94	231	42	56
<u>Black or African American</u>	52	36	27	30	7
<u>Native Hawaiian or Other Pacific Islander</u>	1	2	2	5	
<u>White</u>	413	154	275	126	64
Two or more races	17	15	22	6	8
<u>Race and ethnicity unknown</u>	18	19	15	9	2
<b>Total men</b>	<b>746</b>	<b>441</b>	<b>856</b>	<b>282</b>	<b>175</b>

## Women

Race/ethnicity	<u>Management Occupations</u> 11-0000	<u>Business and Financial Operations Occupations</u> 13-0000	<u>Computer, Engineering, and Science Occupations</u> 15-0000 + 17-0000 + 19-0000	<u>Community, Social Service, Legal, Arts, Design, Entertainment, Sports, and Media Occupations</u> 21-0000 + 23-0000 + 27-0000	<u>Healthcare Practitioners and Technical Occupations</u> 29-0000
Nonresident alien	8	14	71	4	4
Hispanic/Latino	245	404	70	119	49
American Indian or Alaska Native	2	2		1	
Asian	210	259	184	78	55
Black or African American	103	142	21	48	16
Native Hawaiian or Other Pacific Islander	2	2	1	1	
White	477	414	133	151	84
Two or more races	37	43	12	13	5
Race and ethnicity unknown	12	36	7	11	5
<b>Total women</b>	<b>1,096</b>	<b>1,316</b>	<b>499</b>	<b>426</b>	<b>218</b>

<b>Total (men+women)</b>	<b>1,842</b>	<b>1,757</b>	<b>1,355</b>	<b>708</b>	<b>393</b>
<b>Total from prior year</b>	<b>1,842</b>	<b>1,725</b>	<b>1,392</b>	<b>685</b>	<b>413</b>

year					
------	--	--	--	--	--

Institution: University of Southern California (123961)

User ID: P1239611

## Part B1 - Full-time Non-instructional Staff by Occupational Category

## Number of Full-time Non-instructional Staff by Occupational Category

As of November 1, 2020

- Report Hispanic/Latino individuals of any race as Hispanic/Latino
- Report race for non-Hispanic/Latino individuals only
- Include both medical school and non-medical school staff

## Men

Race/ethnicity	<u>Service Occupations</u> 31-0000 + 33-0000 + 35-0000 + 37-0000 + 39-0000	<u>Sales and Related</u> <u>Occupations</u> 41-0000	<u>Office and Administrative</u> <u>Support Occupations</u> 43-0000	<u>Natural Resources,</u> <u>Construction, and</u> <u>Maintenance Occupations</u> 45-0000 + 47-0000 + 49-0000	<u>Production, Transportation,</u> <u>and Material Moving</u> <u>Occupations</u> 51-0000 + 53-0000	Grand Total (All full-time staff)
<u>Nonresident alien</u>	<input type="text"/>	<input type="text"/>	<input type="text" value="6"/>	<input type="text"/>	<input type="text"/>	220
<u>Hispanic/Latino</u>	<input type="text" value="568"/>	<input type="text" value="21"/>	<input type="text" value="175"/>	<input type="text" value="123"/>	<input type="text" value="29"/>	1,579
<u>American Indian or Alaska Native</u>	<input type="text" value="1"/>	<input type="text"/>	<input type="text" value="2"/>	<input type="text"/>	<input type="text"/>	13
<u>Asian</u>	<input type="text" value="48"/>	<input type="text" value="2"/>	<input type="text" value="60"/>	<input type="text" value="17"/>	<input type="text" value="12"/>	1,180
<u>Black or African American</u>	<input type="text" value="147"/>	<input type="text" value="4"/>	<input type="text" value="50"/>	<input type="text" value="12"/>	<input type="text" value="5"/>	441
<u>Native Hawaiian or Other Pacific Islander</u>	<input type="text" value="2"/>	<input type="text"/>	<input type="text" value="1"/>	<input type="text"/>	<input type="text"/>	13
<u>White</u>	<input type="text" value="68"/>	<input type="text" value="5"/>	<input type="text" value="102"/>	<input type="text" value="51"/>	<input type="text" value="24"/>	2,762
Two or more races	<input type="text" value="8"/>	<input type="text"/>	<input type="text" value="14"/>	<input type="text" value="7"/>	<input type="text"/>	172
<u>Race and ethnicity unknown</u>	<input type="text" value="14"/>	<input type="text" value="1"/>	<input type="text" value="15"/>	<input type="text" value="4"/>	<input type="text"/>	235
<b>Total men</b>	<b>856</b>	<b>33</b>	<b>425</b>	<b>214</b>	<b>70</b>	<b>6,615</b>

## Women

Race/ethnicity	<u>Service Occupations</u> 31-0000 + 33-0000 + 35-0000 + 37-0000 + 39-0000	<u>Sales and Related</u> <u>Occupations</u> 41-0000	<u>Office and Administrative</u> <u>Support Occupations</u> 43-0000	<u>Natural Resources,</u> <u>Construction, and</u> <u>Maintenance Occupations</u> 45-0000 + 47-0000 + 49-0000	<u>Production, Transportation,</u> <u>and Material Moving</u> <u>Occupations</u> 51-0000 + 53-0000	Grand Total (All full-time staff)
Nonresident alien	<input type="text"/>	<input type="text" value="2"/>	<input type="text" value="10"/>	<input type="text"/>	<input type="text"/>	158
Hispanic/Latino	<input type="text" value="366"/>	<input type="text" value="84"/>	<input type="text" value="597"/>	<input type="text" value="2"/>	<input type="text" value="5"/>	2,131
American Indian or Alaska Native	<input type="text" value="3"/>	<input type="text" value="1"/>	<input type="text" value="7"/>	<input type="text"/>	<input type="text"/>	25
Asian	<input type="text" value="28"/>	<input type="text"/>	<input type="text" value="209"/>	<input type="text" value="2"/>	<input type="text"/>	1,498
Black or African American	<input type="text" value="59"/>	<input type="text" value="12"/>	<input type="text" value="185"/>	<input type="text" value="1"/>	<input type="text" value="4"/>	702
Native Hawaiian or Other Pacific Islander	<input type="text" value="1"/>	<input type="text" value="1"/>	<input type="text" value="3"/>	<input type="text"/>	<input type="text"/>	12
White	<input type="text" value="21"/>	<input type="text" value="5"/>	<input type="text" value="248"/>	<input type="text" value="2"/>	<input type="text" value="2"/>	2,703
Two or more races	<input type="text" value="6"/>	<input type="text"/>	<input type="text" value="52"/>	<input type="text"/>	<input type="text"/>	241
Race and ethnicity unknown	<input type="text" value="5"/>	<input type="text" value="1"/>	<input type="text" value="31"/>	<input type="text"/>	<input type="text"/>	210
<b>Total women</b>	<b>489</b>	<b>106</b>	<b>1,342</b>	<b>7</b>	<b>11</b>	<b>7,680</b>

<b>Total (men+women)</b>	<b>1,345</b>	<b>139</b>	<b>1,767</b>	<b>221</b>	<b>81</b>	<b>14,295</b>
--------------------------	--------------	------------	--------------	------------	-----------	---------------



Total from prior year	1,413	150	1,791	225	118	14,385
-----------------------	-------	-----	-------	-----	-----	--------

Institution: University of Southern California (123961)

User ID: P1239611

## Part B2 - Full-time Non-instructional Staff by Occupational Category and Tenure Status

Number of **Full-time** Non-instructional Staff

As of November 1, 2020

## Non-medical school staff

Occupational category	With <u>Faculty Status</u>						Without Faculty Status	Total
	<u>Tenured</u>	<u>On Tenure Track</u>	<u>Not on Tenure Track</u>					
			<u>Multi-year</u>	<u>Annual contract</u>	<u>Less-than-annual contract</u>	<u>Indefinite duration (continuing or at-will)</u>		
<u>Research staff</u>	<input type="text"/>	<input type="text"/>	<input type="text"/>	<input type="text" value="116"/>	<input type="text"/>	<input type="text"/>	<input type="text"/>	<b>116</b>
<u>Public Service staff</u>	<input type="text"/>	<input type="text"/>	<input type="text"/>	<input type="text" value="219"/>	<input type="text"/>	<input type="text"/>	<input type="text"/>	<b>219</b>
<u>Archivists, Curators, and Museum Technicians</u> 25-4010	<input type="text"/>	<input type="text"/>	<input type="text"/>	<input type="text"/>	<input type="text"/>	<input type="text"/>	<input type="text" value="12"/>	<b>12</b>
<u>Librarians and Media Collections Specialists</u> 25-4020	<input type="text"/>	<input type="text"/>	<input type="text"/>	<input type="text"/>	<input type="text"/>	<input type="text"/>	<input type="text" value="72"/>	<b>72</b>
<u>Library Technicians</u> 25-4030	<input type="text"/>	<input type="text"/>	<input type="text"/>	<input type="text"/>	<input type="text"/>	<input type="text"/>	<input type="text" value="26"/>	<b>26</b>
<u>📘 Student and Academic Affairs and Other Education Services Occupations</u> 25-2000 + 25-3000 + 25-9000	<input type="text"/>	<input type="text"/>	<input type="text"/>	<input type="text"/>	<input type="text"/>	<input type="text"/>	<input type="text" value="72"/>	<b>72</b>
<u>Management Occupations</u> 11-0000	<input type="text"/>	<input type="text"/>	<input type="text"/>	<input type="text"/>	<input type="text"/>	<input type="text"/>	<input type="text" value="1,478"/>	<b>1,478</b>
<u>Business and Financial Operations Occupations</u> 13-0000	<input type="text"/>	<input type="text"/>	<input type="text"/>	<input type="text"/>	<input type="text"/>	<input type="text"/>	<input type="text" value="1,405"/>	<b>1,405</b>
<u>Computer, Engineering, and Science Occupations</u> 15-0000 + 17-0000 + 19-0000	<input type="text"/>	<input type="text"/>	<input type="text"/>	<input type="text"/>	<input type="text"/>	<input type="text"/>	<input type="text" value="956"/>	<b>956</b>
<u>Community, Social Service, Legal, Arts, Design, Entertainment, Sports, and Media Occupations</u> 21-0000 + 23-0000 + 27-0000	<input type="text"/>	<input type="text"/>	<input type="text"/>	<input type="text"/>	<input type="text"/>	<input type="text"/>	<input type="text" value="656"/>	<b>656</b>
<u>Healthcare Practitioners and Technical Occupations</u> 29-0000	<input type="text"/>	<input type="text"/>	<input type="text"/>	<input type="text"/>	<input type="text"/>	<input type="text"/>	<input type="text" value="125"/>	<b>125</b>
<b>Total</b>	<b>0</b>	<b>0</b>	<b>0</b>	<b>335</b>	<b>0</b>	<b>0</b>	<b>4,802</b>	<b>5,137</b>
<b>Total from prior year</b>				<b>341</b>	<b>0</b>		<b>4,784</b>	<b>5,125</b>

## Medical school staff

Occupational category	With <u>Faculty Status</u>						Without Faculty Status	Total
	<u>Tenured</u>	<u>On Tenure Track</u>	<u>Not on Tenure Track</u>					
			<u>Multi-year</u>	<u>Annual contract</u>	<u>Less-than-annual contract</u>	<u>Indefinite duration (continuing or at-will)</u>		
Research staff	<input type="text"/>	<input type="text"/>	<input type="text"/>	142	<input type="text"/>	<input type="text"/>	<input type="text"/>	142
Public Service staff	<input type="text"/>	<input type="text"/>	<input type="text"/>	1,624	<input type="text"/>	<input type="text"/>	<input type="text"/>	1,624

Archivists, Curators, and Museum Technicians 25-4010	<input type="text"/>	<input type="text"/>	<input type="text"/>	<input type="text"/>	<input type="text"/>	<input type="text"/>	<input type="text"/>	0
---	----------------------	----------------------	----------------------	----------------------	----------------------	----------------------	----------------------	---

Librarians and Media Collections Specialists 25-4020	<input type="text"/>	<input type="text"/>	<input type="text"/>	<input type="text"/>	<input type="text"/>	<input type="text"/>	<input type="text"/>	<b>0</b>
Library Technicians 25-4030	<input type="text"/>	<input type="text"/>	<input type="text"/>	<input type="text"/>	<input type="text"/>	<input type="text"/>	<input type="text"/>	<b>0</b>
Student and Academic Affairs and Other Education Services Occupations 25-2000 + 25-3000 + 25-9000	<input type="text"/>	<input type="text"/>	<input type="text"/>	<input type="text"/>	<input type="text"/>	<input type="text"/>	<input type="text" value="1"/>	<b>1</b>
Management Occupations 11-0000	<input type="text"/>	<input type="text"/>	<input type="text"/>	<input type="text"/>	<input type="text"/>	<input type="text"/>	<input type="text" value="364"/>	<b>364</b>
Business and Financial Operations Occupations 13-0000	<input type="text"/>	<input type="text"/>	<input type="text"/>	<input type="text"/>	<input type="text"/>	<input type="text"/>	<input type="text" value="352"/>	<b>352</b>
Computer, Engineering, and Science Occupations 15-0000 + 17-0000 + 19-0000	<input type="text"/>	<input type="text"/>	<input type="text"/>	<input type="text"/>	<input type="text"/>	<input type="text"/>	<input type="text" value="399"/>	<b>399</b>
Community, Social Service, Legal, Arts, Design, Entertainment, Sports, and Media Occupations 21-0000 + 23-0000 + 27-0000	<input type="text"/>	<input type="text"/>	<input type="text"/>	<input type="text"/>	<input type="text"/>	<input type="text"/>	<input type="text" value="52"/>	<b>52</b>
Healthcare Practitioners and Technical Occupations 29-0000	<input type="text"/>	<input type="text"/>	<input type="text"/>	<input type="text"/>	<input type="text"/>	<input type="text"/>	<input type="text" value="268"/>	<b>268</b>
<b>Total</b>	<b>0</b>	<b>0</b>	<b>0</b>	<b>1,766</b>	<b>0</b>	<b>0</b>	<b>1,436</b>	<b>3,202</b>
Total from prior year				1,645	0		1,437	3,082

Institution: University of Southern California (123961)

User ID: P1239611

## Part B2 - Full-time Non-instructional Staff by Medical School Status

Number of **Full-time** Non-instructional Staff

As of November 1, 2020

Occupational category	Total (carried forward from Part B1)	Non-medical school staff	Medical school staff
<u>Service Occupations</u> 31-0000 + 33-0000 + 35-0000 + 37-0000 + 39-0000	1,345	1,264	81
<u>Sales and Related Occupations</u> 41-0000	139	139	
<u>Office and Administrative Support Occupations</u> 43-0000	1,767	1,336	431
<u>Natural Resources, Construction, and Maintenance Occupations</u> 45-0000 + 47-0000 + 49-0000	221	218	3
<u>Production, Transportation, and Material Moving Occupations</u> 51-0000 + 53-0000	81	80	1
<b>Total</b>		<b>3,037</b>	<b>516</b>
Total from prior year		3,181	516

Institution: University of Southern California (123961)

User ID: P1239611

## Part C - Full-time Summary

## Summary of Full-time Non-medical School Staff

As of November 1, 2020

- Data will not be generated on this screen until the relevant screens in the previous section have been completed.

Occupational category		With Faculty Status						Without Faculty Status	Total
		Tenured	On Tenure Track	Not on Tenure Track					
				Multi-year	Annual contract	Less-than-annual contract	Indefinite duration (continuing or at-will)		
Primarily Instruction		956	250	0	907	0	0	0	2,113
	Exclusively credit								0
	Exclusively not-for-credit								0
	Combined credit/not-for-credit	956	250		907				2,113
Instruction/research/public service staff									0
Research staff					116				116
Public Service staff					219				219
Archivists, Curators, and Museum Technicians 25-4010								12	12
Librarians and Media Collections Specialists 25-4020								72	72
Library Technicians 25-4030								26	26
Student and Academic Affairs and Other Education Services Occupations 25-2000 + 25-3000 + 25-9000								72	72
Management Occupations 11-0000								1,478	1,478
Business and Financial Operations Occupations 13-0000								1,405	1,405
Computer, Engineering, and Science Occupations 15-0000 + 17-0000 + 19-0000								956	956
Community, Social Service, Legal, Arts, Design, Entertainment, Sports, and Media Occupations 21-0000 + 23-0000 + 27-0000								656	656
Healthcare Practitioners and Technical Occupations 29-0000								125	125
Service Occupations 31-0000 + 33-0000 + 35-0000 + 37-0000 + 39-0000									1,264
Sales and Related Occupations 41-0000									139
Office and Administrative Support Occupations 43-0000									1,336
Natural Resources, Construction, and Maintenance Occupations 45-0000 + 47-0000 + 49-0000									218
Production, Transportation, and Material Moving Occupations 51-0000 + 53-0000									80
Total									10,287

Institution: University of Southern California (123961)

User ID: P1239611

## Part C - Full-time Summary Medical school staff

## Summary of Full-time Medical School Staff

As of November 1, 2020

- Data will not be generated on this screen until the relevant screens in the previous section have been completed.

Occupational category		With Faculty Status						Without Faculty Status	Total
		Tenured	On Tenure Track	Not on Tenure Track					
				Multi-year	Annual contract	Less-than-annual contract	Indefinite duration (continuing or at-will)		
Primarily Instruction		218	62	0	10	0	0	0	290
	Exclusively credit								0
	Exclusively not-for-credit								0
	Combined credit/not-for-credit	218	62		10				290
Instruction/research/public service staff									0
Research staff					142				142
Public Service staff					1,624				1,624
Archivists, Curators, and Museum Technicians 25-4010									0
Librarians and Media Collections Specialists 25-4020									0
Library Technicians 25-4030									0
Student and Academic Affairs and Other Education Services Occupations 25-2000 + 25-3000 + 25-9000								1	1
Management Occupations 11-0000								364	364
Business and Financial Operations Occupations 13-0000								352	352
Computer, Engineering, and Science Occupations 15-0000 + 17-0000 + 19-0000								399	399
Community, Social Service, Legal, Arts, Design, Entertainment, Sports, and Media Occupations 21-0000 + 23-0000 + 27-0000								52	52
Healthcare Practitioners and Technical Occupations 29-0000								268	268
Service Occupations 31-0000 + 33-0000 + 35-0000 + 37-0000 + 39-0000									81
Sales and Related Occupations 41-0000									
Office and Administrative Support Occupations 43-0000									431
Natural Resources, Construction, and Maintenance Occupations 45-0000 + 47-0000 + 49-0000									3
Production, Transportation, and Material Moving Occupations 51-0000 + 53-0000									1
Total									4,008

Institution: University of Southern California (123961)

User ID: P1239611

## Part G1 - Salaries Worksheet

**Number of Full-time Non-medical School Instructional Staff For Calculation of Total Number of Months**

Annual Salary, 2020-21

- Report the number of instructional staff based on the number of months to be worked
- Months reported should correspond with the number of months that staff worked (which may differ from the number of months over which they are paid)
- Include ONLY full-time, non-medical school instructional staff
- Include instructional staff *with* faculty status and *without* faculty status
- Include instructional staff regardless of tenure status

**Men**

Gender and academic rank	i Months worked					Total Staff	i Total staff for salary reporting
	12 months	11 months	10 months	9 months	< 9 months		
Professors	40	1	1	555	0	597	597
Associate professors	31			291	0	322	322
Assistant professors	12		2	228	0	242	242
Instructors				1	0	1	1
Lecturers	5		2	72	0	79	79
No academic rank						0	0
<b>Total men</b>	<b>88</b>	<b>1</b>	<b>5</b>	<b>1,147</b>	<b>0</b>	<b>1,241</b>	<b>1,241</b>

**Women**

Gender and academic rank	i Months worked					Total Staff	i Total staff for salary reporting
	12 months	11 months	10 months	9 months	< 9 months		
Professors	41		1	234	0	276	276
Associate professors	65	1	3	231	0	300	300
Assistant professors	27		5	173	0	205	205
Instructors						0	0
Lecturers	14		7	70	0	91	91
No academic rank						0	0
<b>Total women</b>	<b>147</b>	<b>1</b>	<b>16</b>	<b>708</b>	<b>0</b>	<b>872</b>	<b>872</b>

<b>Total (men+women)</b>	<b>235</b>	<b>2</b>	<b>21</b>	<b>1,855</b>	<b>0</b>	<b>2,113</b>	<b>2,113</b>
Total (men+women) full-time non-medical school instructional staff from Part A						2,113	

Institution: University of Southern California (123961)

User ID: P1239611

## Part G2 - Salary Outlays for Instructional Staff

**Salary Outlays for Full-time Non-medical School Instructional Staff**

Annual Salary Outlays, 2020-21

- Report the TOTAL ANNUAL salary outlays for the full-time Non-medical School instructional staff reported in the 12 months, 11 months, 10 months, and 9 months columns on the previous screen, Part G1 – Salaries Worksheet
- Using the TOTAL ANNUAL salary outlays data provided, the system will calculate the Equated 9 months by academic rank and gender.

**Men**

Gender and academic rank	Total staff for salary reporting (from Part G, screen 1)	Salary Outlays				
		12 months	11 months	10 months	9 months	Equated 9 months
Professors	597	7,407,487	206,514	202,874	110,096,638	116,003,768
Associate professors	322	4,316,673			35,675,012	38,912,517
Assistant professors	242	1,327,865		185,028	24,874,122	26,036,546
Instructors	1				65,000	65,000
Lecturers	79	469,828		165,934	5,990,823	6,492,535
No academic rank	0					0
<b>Total men</b>	<b>1,241</b>	<b>13,521,853</b>	<b>206,514</b>	<b>553,836</b>	<b>176,701,595</b>	<b>187,510,366</b>

**Women**

Gender and academic rank	Total staff for salary reporting (from Part G, screen 1)	Salary Outlays				
		12 months	11 months	10 months	9 months	Equated 9 months
Professors	276	6,793,033		211,631	41,436,340	46,721,583
Associate professors	300	7,630,159	165,006	305,038	26,895,798	33,027,926
Assistant professors	205	2,819,203		429,134	17,603,463	20,104,086
Instructors	0					0
Lecturers	91	1,359,998		515,106	5,004,261	6,487,855
No academic rank	0					0
<b>Total women</b>	<b>872</b>	<b>18,602,393</b>	<b>165,006</b>	<b>1,460,909</b>	<b>90,939,862</b>	<b>106,341,450</b>
<b>Total (men + women)</b>	<b>2,113</b>	<b>32,124,246</b>	<b>371,520</b>	<b>2,014,745</b>	<b>267,641,457</b>	<b>293,851,815</b>



Institution: University of Southern California (123961)

User ID: P1239611

## Part G3 - Average Salaries for Instructional Staff by Academic Rank


**Average Salary by academic rank for Full-time Non-medical School Instructional Staff**

Annual Average Salaries, 2020-21

**Men**

Gender and academic rank	Total staff for salary reporting (from Part G, screen 1)	Annual Average Salaries				
		12 months	11 months	10 months	9 months	 Equated 9 months
Professors	597	185,187	206,514	202,874	198,372	194,311
Associate professors	322	139,248			122,595	120,846
Assistant professors	242	110,655		92,514	109,097	107,589
Instructors	1				65,000	65,000
Lecturers	79	93,966		82,967	83,206	82,184
No academic rank	0					
<b>Total men</b>	<b>1,241</b>	<b>153,657</b>	<b>206,514</b>	<b>110,767</b>	<b>154,055</b>	<b>151,096</b>

**Women**

Gender and academic rank	Total staff for salary reporting (from Part G, screen 1)	Annual Average Salaries				
		12 months	11 months	10 months	9 months	 Equated 9 months
Professors	276	165,684		211,631	177,078	169,281
Associate professors	300	117,387	165,006	101,679	116,432	110,093
Assistant professors	205	104,415		85,827	101,754	98,069
Instructors	0					
Lecturers	91	97,143		73,587	71,489	71,295
No academic rank	0					
<b>Total women</b>	<b>872</b>	<b>126,547</b>	<b>165,006</b>	<b>91,307</b>	<b>128,446</b>	<b>121,951</b>

<b>Total (men+women)</b>	<b>2,113</b>	<b>136,699</b>	<b>185,760</b>	<b>95,940</b>	<b>144,281</b>	<b>139,069</b>
--------------------------	--------------	----------------	----------------	---------------	----------------	----------------



Institution: University of Southern California (123961)

User ID: P1239611

## Part G4 - Salary Outlays for Non-instructional Staff

Salary Outlays for **Full-time Non-medical School Non-instructional Staff**

Annual Salary Outlays, 2020-21

Occupational category	 Number of full-time staff (carried forward from the Part B - FT, non-instructional staff screens)	 Total annual salary outlays
<u>Research staff</u>	116	<input checked="" type="checkbox"/> 19,059,513
<u>Public Service staff</u>	219	<input checked="" type="checkbox"/> 25,820,385
<u>Library and Student and Academic Affairs and Other Education Services Occupations</u> 25-4000 + 25-2000 + 25-3000 + 25-9000	182	12,723,732
<u>Management Occupations</u> 11-0000	1,478	217,911,961
<u>Business and Financial Operations Occupations</u> 13-0000	1,405	104,180,258
<u>Computer, Engineering, and Science Occupations</u> 15-0000 + 17-0000 + 19-0000	956	92,567,920
<u>Community, Social Service, Legal, Arts, Design, Entertainment, Sports, and Media Occupations</u> 21-0000 + 23-0000 + 27-0000	656	51,358,922
<u>Healthcare Practitioners and Technical Occupations</u> 29-0000	125	9,916,813
<u>Service Occupations</u> 31-0000 + 33-0000 + 35-0000 + 37-0000 + 39-0000	1,264	56,908,688
<u>Sales and Related Occupations</u> 41-0000	139	5,078,777
<u>Office and Administrative Support Occupations</u> 43-0000	1,336	75,467,404
<u>Natural Resources, Construction, and Maintenance Occupations</u> 45-0000 + 47-0000 + 49-0000	218	14,502,222
<u>Production, Transportation, and Material Moving Occupations</u> 51-0000 + 53-0000	80	5,480,532

Institution: University of Southern California (123961)

User ID: P1239611

## Part D - Part-time Staff by Occupational Category

Number of **Part-time Staff** by Occupational Category

As of November 1, 2020

- Report Hispanic/Latino individuals of any race as Hispanic/Latino
- Report race for non-Hispanic/Latino individuals only
- Include both medical school and non-medical school staff

## Men

Race/ethnicity	<u>Instructional staff</u>	<u>Research staff</u>	<u>Public Service staff</u>
<u>Nonresident alien</u>	<input type="text" value="4"/>	<input type="text"/>	<input type="text"/>
<u>Hispanic/Latino</u>	<input type="text" value="56"/>	<input type="text" value="1"/>	<input type="text" value="10"/>
<u>American Indian or Alaska Native</u>	<input type="text"/>	<input type="text"/>	<input type="text"/>
<u>Asian</u>	<input type="text" value="75"/>	<input type="text" value="6"/>	<input type="text" value="39"/>
<u>Black or African American</u>	<input type="text" value="56"/>	<input type="text"/>	<input type="text" value="3"/>
<u>Native Hawaiian or Other Pacific Islander</u>	<input type="text"/>	<input type="text"/>	<input type="text"/>
<u>White</u>	<input type="text" value="427"/>	<input type="text" value="20"/>	<input type="text" value="126"/>
Two or more races	<input type="text" value="13"/>	<input type="text"/>	<input type="text" value="6"/>
<u>Race and ethnicity unknown</u>	<input type="text" value="105"/>	<input type="text"/>	<input type="text" value="6"/>
<b>Total men</b>	<b>736</b>	<b>27</b>	<b>190</b>

## Women

Race/ethnicity	<u>Instructional staff</u>	<u>Research staff</u>	<u>Public Service staff</u>
Nonresident alien	<input type="text"/>	<input type="text"/>	<input type="text" value="1"/>
Hispanic/Latino	<input type="text" value="55"/>	<input type="text" value="2"/>	<input type="text" value="18"/>
American Indian or Alaska Native	<input type="text"/>	<input type="text"/>	<input type="text" value="1"/>
Asian	<input type="text" value="60"/>	<input type="text" value="1"/>	<input type="text" value="83"/>
Black or African American	<input type="text" value="48"/>	<input type="text"/>	<input type="text" value="8"/>
Native Hawaiian or Other Pacific Islander	<input type="text" value="2"/>	<input type="text"/>	<input type="text"/>
White	<input type="text" value="316"/>	<input type="text" value="15"/>	<input type="text" value="140"/>
Two or more races	<input type="text" value="14"/>	<input type="text"/>	<input type="text" value="6"/>
Race and ethnicity unknown	<input type="text" value="74"/>	<input type="text" value="1"/>	<input type="text" value="20"/>
<b>Total women</b>	<b>569</b>	<b>19</b>	<b>277</b>

<b>Total (men+women)</b>	<b>1,305</b>	<b>46</b>	<b>467</b>
Total from prior year	1,344	48	417

Institution: University of Southern California (123961)

User ID: P1239611

## Part D - Part-time Staff by Occupational Category

## Number of Part-time Staff by Occupational Category

As of November 1, 2020

- Report Hispanic/Latino individuals of any race as Hispanic/Latino
- Report race for non-Hispanic/Latino individuals only
- Include both medical school and non-medical school staff

## Men

Race/ethnicity	<u>Archivists, Curators, and Museum Technicians</u> 25-4010	<u>Librarians and Media Collections Specialists</u> 25-4020	<u>Library Technicians</u> 25-4030	<u>Student and Academic Affairs and Other Education Services Occupations</u> 25-2000 + 25-3000 + 25-9000	<u>Library and Student and Academic Affairs and Other Education Services Occupations</u>
<u>Nonresident alien</u>	<input type="text"/>	<input type="text"/>	<input type="text"/>	<input type="text"/>	0
<u>Hispanic/Latino</u>	<input type="text"/>	<input type="text"/>	<input type="text"/>	<input type="text" value="1"/>	1
<u>American Indian or Alaska Native</u>	<input type="text"/>	<input type="text"/>	<input type="text"/>	<input type="text"/>	0
<u>Asian</u>	<input type="text"/>	<input type="text"/>	<input type="text"/>	<input type="text" value="3"/>	3
<u>Black or African American</u>	<input type="text"/>	<input type="text"/>	<input type="text"/>	<input type="text"/>	0
<u>Native Hawaiian or Other Pacific Islander</u>	<input type="text"/>	<input type="text"/>	<input type="text"/>	<input type="text"/>	0
<u>White</u>	<input type="text"/>	<input type="text"/>	<input type="text"/>	<input type="text" value="3"/>	3
Two or more races	<input type="text"/>	<input type="text"/>	<input type="text"/>	<input type="text"/>	0
<u>Race and ethnicity unknown</u>	<input type="text" value="1"/>	<input type="text"/>	<input type="text"/>	<input type="text" value="1"/>	2
<b>Total men</b>	<b>1</b>	<b>0</b>	<b>0</b>	<b>8</b>	<b>9</b>

## Women

Race/ethnicity	<u>Archivists, Curators, and Museum Technicians</u> 25-4010	<u>Librarians and Media Collections Specialists</u> 25-4020	<u>Library Technicians</u> 25-4030	<u>Student and Academic Affairs and Other Education Services Occupations</u> 25-2000 + 25-3000 + 25-9000	<u>Library and Student and Academic Affairs and Other Education Services Occupations</u>
Nonresident alien	<input type="text"/>	<input type="text"/>	<input type="text"/>	<input type="text"/>	0
Hispanic/Latino	<input type="text"/>	<input type="text"/>	<input type="text"/>	<input type="text" value="2"/>	2
American Indian or Alaska Native	<input type="text"/>	<input type="text"/>	<input type="text"/>	<input type="text"/>	0
Asian	<input type="text"/>	<input type="text"/>	<input type="text"/>	<input type="text" value="2"/>	2
Black or African American	<input type="text"/>	<input type="text"/>	<input type="text"/>	<input type="text" value="3"/>	3
Native Hawaiian or Other Pacific Islander	<input type="text"/>	<input type="text"/>	<input type="text"/>	<input type="text"/>	0
White	<input type="text" value="1"/>	<input type="text"/>	<input type="text"/>	<input type="text" value="6"/>	7
Two or more races	<input type="text"/>	<input type="text"/>	<input type="text"/>	<input type="text"/>	0
Race and ethnicity unknown	<input type="text"/>	<input type="text"/>	<input type="text"/>	<input type="text" value="3"/>	3
<b>Total women</b>	<b>1</b>	<b>0</b>	<b>0</b>	<b>16</b>	<b>17</b>

<b>Total (men+women)</b>	<b>2</b>	<b>0</b>	<b>0</b>	<b>24</b>	<b>26</b>
<b>Total from prior year</b>	<b>2</b>			<b>18</b>	<b>20</b>

Institution: University of Southern California (123961)

User ID: P1239611

## Part D - Part-time Staff by Occupational Category

**Number of Part-time Staff**

As of November 1, 2020

- Report Hispanic/Latino individuals of any race as Hispanic/Latino
- Report race for non-Hispanic/Latino individuals only
- Include both medical school and non-medical school staff

**Men**

Race/ethnicity	<u>Management Occupations</u> 11-0000	<u>Business and Financial Operations Occupations</u> 13-0000	<u>Computer, Engineering, and Science Occupations</u> 15-0000 + 17-0000 + 19-0000	<u>Community, Social Service, Legal, Arts, Design, Entertainment, Sports, and Media Occupations</u> 21-0000 + 23-0000 + 27-0000	<u>Healthcare Practitioners and Technical Occupations</u> 29-0000
<u>Nonresident alien</u>	<input type="text"/>	<input type="text"/>	<input type="text" value="1"/>	<input type="text"/>	<input type="text"/>
<u>Hispanic/Latino</u>	<input type="text" value="3"/>	<input type="text"/>	<input type="text" value="5"/>	<input type="text"/>	<input type="text" value="7"/>
<u>American Indian or Alaska Native</u>	<input type="text"/>	<input type="text"/>	<input type="text"/>	<input type="text"/>	<input type="text"/>
<u>Asian</u>	<input type="text"/>	<input type="text" value="3"/>	<input type="text" value="7"/>	<input type="text" value="2"/>	<input type="text" value="4"/>
<u>Black or African American</u>	<input type="text" value="1"/>	<input type="text" value="3"/>	<input type="text"/>	<input type="text"/>	<input type="text" value="1"/>
<u>Native Hawaiian or Other Pacific Islander</u>	<input type="text"/>	<input type="text"/>	<input type="text"/>	<input type="text"/>	<input type="text"/>
<u>White</u>	<input type="text" value="9"/>	<input type="text" value="11"/>	<input type="text" value="21"/>	<input type="text" value="15"/>	<input type="text" value="11"/>
Two or more races	<input type="text"/>	<input type="text"/>	<input type="text"/>	<input type="text"/>	<input type="text"/>
<u>Race and ethnicity unknown</u>	<input type="text"/>	<input type="text" value="2"/>	<input type="text" value="1"/>	<input type="text" value="1"/>	<input type="text" value="2"/>
<b>Total men</b>	<b>13</b>	<b>19</b>	<b>35</b>	<b>18</b>	<b>25</b>

**Women**

Race/ethnicity	<u>Management Occupations</u> 11-0000	<u>Business and Financial Operations Occupations</u> 13-0000	<u>Computer, Engineering, and Science Occupations</u> 15-0000 + 17-0000 + 19-0000	<u>Community, Social Service, Legal, Arts, Design, Entertainment, Sports, and Media Occupations</u> 21-0000 + 23-0000 + 27-0000	<u>Healthcare Practitioners and Technical Occupations</u> 29-0000
Nonresident alien	<input type="text"/>	<input type="text"/>	<input type="text" value="4"/>	<input type="text"/>	<input type="text"/>
Hispanic/Latino	<input type="text" value="4"/>	<input type="text" value="18"/>	<input type="text" value="7"/>	<input type="text" value="4"/>	<input type="text" value="9"/>
American Indian or Alaska Native	<input type="text"/>	<input type="text"/>	<input type="text"/>	<input type="text"/>	<input type="text"/>
Asian	<input type="text" value="9"/>	<input type="text" value="14"/>	<input type="text" value="13"/>	<input type="text"/>	<input type="text" value="8"/>
Black or African American	<input type="text" value="1"/>	<input type="text" value="5"/>	<input type="text"/>	<input type="text" value="1"/>	<input type="text" value="3"/>
Native Hawaiian or Other Pacific Islander	<input type="text"/>	<input type="text"/>	<input type="text"/>	<input type="text"/>	<input type="text"/>
White	<input type="text" value="17"/>	<input type="text" value="30"/>	<input type="text" value="15"/>	<input type="text" value="10"/>	<input type="text" value="20"/>
Two or more races	<input type="text"/>	<input type="text" value="1"/>	<input type="text" value="1"/>	<input type="text"/>	<input type="text"/>
Race and ethnicity unknown	<input type="text" value="1"/>	<input type="text" value="3"/>	<input type="text" value="2"/>	<input type="text" value="1"/>	<input type="text" value="1"/>
<b>Total women</b>	<b>32</b>	<b>71</b>	<b>42</b>	<b>16</b>	<b>41</b>

<b>Total (men+women)</b>	<b>45</b>	<b>90</b>	<b>77</b>	<b>34</b>	<b>66</b>
Total from prior year	40	91	83	38	76

year					
------	--	--	--	--	--

Institution: University of Southern California (123961)

User ID: P1239611

## Part D - Part-time Staff by Occupational Category

## Number of Part-time Staff

As of November 1, 2020

- Report Hispanic/Latino individuals of any race as Hispanic/Latino
- Report race for non-Hispanic/Latino individuals only
- Include both medical school and non-medical school staff

## Men

Race/ethnicity	<u>Service Occupations</u> 31-0000 + 33-0000 + 35-0000 + 37-0000 + 39-0000	<u>Sales and Related</u> <u>Occupations</u> 41-0000	<u>Office and Administrative</u> <u>Support Occupations</u> 43-0000	<u>Natural Resources,</u> <u>Construction, and</u> <u>Maintenance Occupations</u> 45-0000 + 47-0000 + 49-0000	<u>Production, Transportation,</u> <u>and Material Moving</u> <u>Occupations</u> 51-0000 + 53-0000	Grand Total (All part-time staff)
<u>Nonresident alien</u>	<input type="text"/>	<input type="text"/>	<input type="text" value="1"/>	<input type="text"/>	<input type="text"/>	6
<u>Hispanic/Latino</u>	<input type="text" value="31"/>	<input type="text" value="1"/>	<input type="text" value="5"/>	<input type="text"/>	<input type="text" value="10"/>	130
<u>American Indian or Alaska Native</u>	<input type="text"/>	<input type="text"/>	<input type="text"/>	<input type="text"/>	<input type="text"/>	0
<u>Asian</u>	<input type="text"/>	<input type="text"/>	<input type="text" value="4"/>	<input type="text"/>	<input type="text"/>	143
<u>Black or African American</u>	<input type="text"/>	<input type="text" value="1"/>	<input type="text" value="1"/>	<input type="text"/>	<input type="text" value="7"/>	73
<u>Native Hawaiian or Other Pacific Islander</u>	<input type="text"/>	<input type="text"/>	<input type="text"/>	<input type="text"/>	<input type="text"/>	0
<u>White</u>	<input type="text" value="2"/>	<input type="text"/>	<input type="text" value="5"/>	<input type="text"/>	<input type="text" value="1"/>	651
Two or more races	<input type="text"/>	<input type="text"/>	<input type="text"/>	<input type="text"/>	<input type="text"/>	19
<u>Race and ethnicity unknown</u>	<input type="text" value="2"/>	<input type="text"/>	<input type="text"/>	<input type="text"/>	<input type="text" value="3"/>	124
<b>Total men</b>	<b>35</b>	<b>2</b>	<b>16</b>	<b>0</b>	<b>21</b>	<b>1,146</b>

## Women

Race/ethnicity	<u>Service Occupations</u> 31-0000 + 33-0000 + 35-0000 + 37-0000 + 39-0000	<u>Sales and Related</u> <u>Occupations</u> 41-0000	<u>Office and Administrative</u> <u>Support Occupations</u> 43-0000	<u>Natural Resources,</u> <u>Construction, and</u> <u>Maintenance Occupations</u> 45-0000 + 47-0000 + 49-0000	<u>Production, Transportation,</u> <u>and Material Moving</u> <u>Occupations</u> 51-0000 + 53-0000	Grand Total (All part-time staff)
Nonresident alien	<input type="text"/>	<input type="text"/>	<input type="text" value="2"/>	<input type="text"/>	<input type="text"/>	7
Hispanic/Latino	<input type="text" value="15"/>	<input type="text" value="3"/>	<input type="text" value="29"/>	<input type="text"/>	<input type="text" value="5"/>	171
American Indian or Alaska Native	<input type="text"/>	<input type="text"/>	<input type="text"/>	<input type="text"/>	<input type="text"/>	1
Asian	<input type="text"/>	<input type="text"/>	<input type="text" value="12"/>	<input type="text"/>	<input type="text"/>	202
Black or African American	<input type="text"/>	<input type="text" value="2"/>	<input type="text" value="7"/>	<input type="text"/>	<input type="text" value="9"/>	87
Native Hawaiian or Other Pacific Islander	<input type="text"/>	<input type="text"/>	<input type="text"/>	<input type="text"/>	<input type="text"/>	2
White	<input type="text" value="4"/>	<input type="text" value="3"/>	<input type="text" value="21"/>	<input type="text"/>	<input type="text" value="1"/>	599
Two or more races	<input type="text"/>	<input type="text"/>	<input type="text" value="4"/>	<input type="text"/>	<input type="text"/>	26
Race and ethnicity unknown	<input type="text"/>	<input type="text"/>	<input type="text" value="2"/>	<input type="text"/>	<input type="text" value="4"/>	112
<b>Total women</b>	<b>19</b>	<b>8</b>	<b>77</b>	<b>0</b>	<b>19</b>	<b>1,207</b>

<b>Total</b>	<b>54</b>	<b>10</b>	<b>93</b>	<b>0</b>	<input checked="" type="checkbox"/> <b>40</b>	<b>2,353</b>
--------------	-----------	-----------	-----------	----------	---	--------------

(men+women)						
Total from prior year	45	10	84		3	2,299



Institution: University of Southern California (123961)

User ID: P1239611

## Part D - Graduate assistants

## Number of Graduate Assistants

As of November 1, 2020

- Report Hispanic/Latino individuals of any race as Hispanic/Latino
- Report race for non-Hispanic/Latino individuals only

## Men

Race/ethnicity	<u>Teaching</u> 25-9044	<u>Research</u>	<u>Other</u> 11-0000, 13-0000, 15-0000, 17-0000, 19-0000, 21-0000, 23-0000, 27-0000, 25-4000, 25-4010, 25-4020, 25-4030, 25-2000, 25-3000, 25-9000, 29-0000	Total
<u>Nonresident alien</u>	53	203		256
<u>Hispanic/Latino</u>	32	46		78
<u>American Indian or Alaska Native</u>	2			2
<u>Asian</u>	70	226		296
<u>Black or African American</u>	10	16		26
<u>Native Hawaiian or Other Pacific Islander</u>				0
<u>White</u>	121	173		294
Two or more races	14	11		25
<u>Race and ethnicity unknown</u>	62	67		129
<b>Total men</b>	<b>364</b>	<b>742</b>	<b>0</b>	<b>1,106</b>

## Women

Race/ethnicity	<u>Teaching</u> 25-9044	<u>Research</u>	<u>Other</u> 11-0000, 13-0000, 15-0000, 17-0000, 19-0000, 21-0000, 23-0000, 27-0000, 25-4000, 25-4010, 25-4020, 25-4030, 25-2000, 25-3000, 25-9000, 29-0000	Total
Nonresident alien	31	105		136
Hispanic/Latino	34	48		82
American Indian or Alaska Native		1		1
Asian	46	163		209
Black or African American	13	13		26
Native Hawaiian or Other Pacific Islander				0
White	125	152		277
Two or more races	13	10		23
Race and ethnicity unknown	50	90		140
<b>Total women</b>	<b>312</b>	<b>582</b>	<b>0</b>	<b>894</b>
<b>Total (men+women)</b>	<b>676</b>	<b>1,324</b>	<b>0</b>	<b>2,000</b>
<b>Total from prior year</b>	<b>662</b>	<b>1,369</b>		<b>2,031</b>

Institution: University of Southern California (123961)




User ID: P1239611

## Part E - Part-time Staff by Occupational Category and Tenure Status

## Number of Part-time Staff

As of November 1, 2020

## Non-medical school staff

Occupational category		With <u>Faculty Status</u>					Without Faculty Status	Total	
		<u>Tenured</u>	<u>On Tenure Track</u>	<u>Not on Tenure Track</u>					
				<u>Multi-year</u>	<u>Annual contract</u>	<u>Less-than-annual contract</u>			<u>Indefinite duration (continuing or at-will)</u>
<u>Primarily Instruction</u>		0	0	0	309	968	0	0	1,277
	 Exclusively credit	<input type="text"/>	<input type="text"/>	<input type="text"/>	<input type="text"/>	<input type="text"/>	<input type="text"/>	<input type="text"/>	0
	 Exclusively not-for-credit	<input type="text"/>	<input type="text"/>	<input type="text"/>	<input type="text"/>	<input type="text"/>	<input type="text"/>	<input type="text"/>	0
	Combined credit/not-for-credit	<input type="text"/>	<input type="text"/>	<input type="text"/>	309	968	<input type="text"/>	<input type="text"/>	1,277
<u>Instruction/research/public service staff</u>		<input type="text"/>	<input type="text"/>	<input type="text"/>	<input type="text"/>	<input type="text"/>	<input type="text"/>	<input type="text"/>	0
<u>Research staff</u>		<input type="text"/>	<input type="text"/>	<input type="text"/>	24	4	<input type="text"/>	<input type="text"/>	28
<u>Public Service staff</u>		<input type="text"/>	<input type="text"/>	<input type="text"/>	168	37	<input type="text"/>	<input type="text"/>	205
<u>Archivists, Curators, and Museum Technicians 25-4010</u>		<input type="text"/>	<input type="text"/>	<input type="text"/>	<input type="text"/>	<input type="text"/>	<input type="text"/>	2	2
<u>Librarians and Media Collections Specialists 25-4020</u>		<input type="text"/>	<input type="text"/>	<input type="text"/>	<input type="text"/>	<input type="text"/>	<input type="text"/>	<input type="text"/>	0
<u>Library Technicians 25-4030</u>		<input type="text"/>	<input type="text"/>	<input type="text"/>	<input type="text"/>	<input type="text"/>	<input type="text"/>	<input type="text"/>	0
 <u>Student and Academic Affairs and Other Education Services Occupations 25-2000 + 25-3000 + 25-9000</u>		<input type="text"/>	<input type="text"/>	<input type="text"/>	<input type="text"/>	<input type="text"/>	<input type="text"/>	24	24
<u>Management Occupations 11-0000</u>		<input type="text"/>	<input type="text"/>	<input type="text"/>	<input type="text"/>	<input type="text"/>	<input type="text"/>	27	27
<u>Business and Financial Operations Occupations 13-0000</u>		<input type="text"/>	<input type="text"/>	<input type="text"/>	1	<input type="text"/>	<input type="text"/>	65	66
<u>Computer, Engineering, and Science Occupations 15-0000 + 17-0000 + 19-0000</u>		<input type="text"/>	<input type="text"/>	<input type="text"/>	<input type="text"/>	<input type="text"/>	<input type="text"/>	42	42
<u>Community, Social Service, Legal, Arts, Design, Entertainment, Sports, and Media Occupations 21-0000 + 23-0000 + 27-0000</u>		<input type="text"/>	<input type="text"/>	<input type="text"/>	<input type="text"/>	<input type="text"/>	<input type="text"/>	32	32
<u>Healthcare Practitioners and Technical Occupations 29-0000</u>		<input type="text"/>	<input type="text"/>	<input type="text"/>	<input type="text"/>	<input type="text"/>	<input type="text"/>	25	25
Total		0	0	0	502	1,009	0	217	1,728
Total from prior year		0	0		590	949		211	1,750

## Medical school staff

Occupational category	With <u>Faculty Status</u>						Without	Total

Not on Tenure Track

	<u>Tenured</u>	<u>On Tenure Track</u>	<u>Not on Tenure Track</u>				Faculty Status	
			<u>Multi-year</u>	<u>Annual contract</u>	<u>Less-than-annual contract</u>	<u>Indefinite duration (continuing or at-will)</u>		
Primarily Instruction	3	0	0	23	2	0	0	28
Exclusively credit	<input type="text"/>	<input type="text"/>	<input type="text"/>	<input type="text"/>	<input type="text"/>	<input type="text"/>	<input type="text"/>	0
Exclusively not-for-credit	<input type="text"/>	<input type="text"/>	<input type="text"/>	<input type="text"/>	<input type="text"/>	<input type="text"/>	<input type="text"/>	0
Combined credit/not-for-credit	<input type="text" value="3"/>	<input type="text"/>	<input type="text"/>	<input type="text" value="23"/>	<input type="text" value="2"/>	<input type="text"/>	<input type="text"/>	28
Instruction/research/public service staff	<input type="text"/>	<input type="text"/>	<input type="text"/>	<input type="text"/>	<input type="text"/>	<input type="text"/>	<input type="text"/>	0
Research staff	<input type="text"/>	<input type="text"/>	<input type="text"/>	<input type="text" value="17"/>	<input type="text" value="1"/>	<input type="text"/>	<input type="text"/>	18
Public Service staff	<input type="text"/>	<input type="text"/>	<input type="text"/>	<input type="text" value="261"/>	<input type="text" value="1"/>	<input type="text"/>	<input type="text"/>	262
Archivists, Curators, and Museum Technicians 25-4010	<input type="text"/>	<input type="text"/>	<input type="text"/>	<input type="text"/>	<input type="text"/>	<input type="text"/>	<input type="text"/>	0
Librarians and Media Collections Specialists 25-4020	<input type="text"/>	<input type="text"/>	<input type="text"/>	<input type="text"/>	<input type="text"/>	<input type="text"/>	<input type="text"/>	0
Library Technicians 25-4030	<input type="text"/>	<input type="text"/>	<input type="text"/>	<input type="text"/>	<input type="text"/>	<input type="text"/>	<input type="text"/>	0
Student and Academic Affairs and Other Education Services Occupations 25-2000 + 25-3000 + 25-9000	<input type="text"/>	<input type="text"/>	<input type="text"/>	<input type="text"/>	<input type="text"/>	<input type="text"/>	<input type="text"/>	0
Management Occupations 11-0000	<input type="text"/>	<input type="text"/>	<input type="text"/>	<input type="text"/>	<input type="text"/>	<input type="text"/>	<input type="text" value="18"/>	18
Business and Financial Operations Occupations 13-0000	<input type="text"/>	<input type="text"/>	<input type="text"/>	<input type="text"/>	<input type="text"/>	<input type="text"/>	<input type="text" value="24"/>	24
Computer, Engineering, and Science Occupations 15-0000 + 17-0000 + 19-0000	<input type="text"/>	<input type="text"/>	<input type="text"/>	<input type="text"/>	<input type="text"/>	<input type="text"/>	<input type="text" value="35"/>	35
Community, Social Service, Legal, Arts, Design, Entertainment, Sports, and Media Occupations 21-0000 + 23-0000 + 27-0000	<input type="text"/>	<input type="text"/>	<input type="text"/>	<input type="text"/>	<input type="text"/>	<input type="text"/>	<input type="text" value="2"/>	2
Healthcare Practitioners and Technical Occupations 29-0000	<input type="text"/>	<input type="text"/>	<input type="text"/>	<input type="text" value="1"/>	<input type="text"/>	<input type="text"/>	<input type="text" value="40"/>	41
<b>Total</b>	<b>3</b>	<b>0</b>	<b>0</b>	<b>302</b>	<b>4</b>	<b>0</b>	<b>119</b>	<b>428</b>
Total from prior year	3	0		249	18		137	407

Institution: University of Southern California (123961)

User ID: P1239611

## Part E - Part-time Staff by Medical School Status

**Number of Part-time Staff**

As of November 1, 2020

Occupational category	Total (carried forward from Part D)	Non-medical school staff	Medical school staff
<u>Service Occupations</u> 31-0000 + 33-0000 + 35-0000 + 37-0000 + 39-0000	54	<input type="text" value="52"/>	<input type="text" value="2"/>
<u>Sales and Related Occupations</u> 41-0000	10	<input type="text" value="10"/>	<input type="text"/>
<u>Office and Administrative Support Occupations</u> 43-0000	93	<input type="text" value="64"/>	<input type="text" value="29"/>
<u>Natural Resources, Construction, and Maintenance Occupations</u> 45-0000 + 47-0000 + 49-0000	0	<input type="text"/>	<input type="text"/>
<u>Production, Transportation, and Material Moving Occupations</u> 51-0000 + 53-0000	40	<input type="text" value="40"/>	<input type="text"/>
<b>Total</b>		<input checked="" type="checkbox"/> 166	31
<b>PY Total</b>		108	34

Occupational category	Total (carried forward from Part D)	Non-medical school staff	Medical school staff
Graduate Assistants			
<u>Teaching</u> 25-9044	676	<input type="text" value="661"/>	<input type="text" value="15"/>
<u>Research</u>	1,324	<input type="text" value="1,008"/>	<input type="text" value="316"/>
<u>Other</u> 11-0000, 13-0000, 15-0000, 17-0000, 19-0000, 21-0000, 23-0000, 27-0000, 25-4000, 25-4010, 25-4020, 25-4030, 25-2000, 25-3000, 25-9000, 29-0000	0	<input type="text"/>	<input type="text"/>
<b>Total</b>	2,000	1,669	331
<b>PY Graduate Assistants</b>		1,695	336

Institution: University of Southern California (123961)

User ID: P1239611

## Part F - Part-time Summary

## Summary of Part-time Non-medical School Staff

As of November 1, 2020

Occupational category		With Faculty Status					Without Faculty Status	Total
		Tenured	On Tenure Track	Not on Tenure Track				
				Multi-year	Annual contract	Less-than-annual contract		
Primarily Instruction		0	0	0	309	968	0	1,277
	Exclusively credit							0
	Exclusively not-for-credit							0
	Combined credit/not-for-credit				309	968		1,277
Instruction/research/public service staff								0
Research staff					24	4		28
Public Service staff					168	37		205
Archivists, Curators, and Museum Technicians 25-4010							2	2
Librarians and Media Collections Specialists 25-4020								0
Library Technicians 25-4030								0
Student and Academic Affairs and Other Education Services Occupations 25-2000 + 25-3000 + 25-9000							24	24
Management Occupations 11-0000							27	27
Business and Financial Operations Occupations 13-0000					1		65	66
Computer, Engineering, and Science Occupations 15-0000 + 17-0000 + 19-0000							42	42
Community, Social Service, Legal, Arts, Design, Entertainment, Sports, and Media Occupations 21-0000 + 23-0000 + 27-0000							32	32
Healthcare Practitioners and Technical Occupations 29-0000							25	25
Service Occupations 31-0000 + 33-0000 + 35-0000 + 37-0000 + 39-0000								52
Sales and Related Occupations 41-0000								10
Office and Administrative Support Occupations 43-0000								64
Natural Resources, Construction, and Maintenance Occupations 45-0000 + 47-0000 + 49-0000								
Production, Transportation, and Material Moving Occupations 51-0000 + 53-0000								40
Graduate Assistants								1,669
	Teaching 25-9044							661
	Research							1,008

	Other 11-0000, 13-0000, 15-0000, 17-0000, 19-0000, 21-0000, 23-0000, 27-0000, 25-4000, 25-4010, 25-4020, 25-4030, 25-2000, 25-3000, 25-9000, 29-0000		
Total			3,563

Institution: University of Southern California (123961)

User ID: P1239611

## Part F - Part-time Summary Medical school staff

## Summary of Part-time Medical School Staff

As of November 1, 2020

Occupational category		With Faculty Status					Without Faculty Status	Total	
		Tenured	On Tenure Track	Not on Tenure Track					
				Multi-year	Annual contract	Less-than-annual contract			Indefinite duration (continuing or at-will)
Primarily Instruction		3	0	0	23	2	0	0	28
	Exclusively credit								0
	Exclusively not-for-credit								0
	Combined credit/not-for-credit	3			23	2			28
Instruction/research/public service staff									0
Research staff					17	1			18
Public Service staff					261	1			262
Archivists, Curators, and Museum Technicians 25-2000 + 25-3000 + 25-9000									0
Librarians and Media Collections Specialists 25-4020									0
Library Technicians 25-4030									0
Student and Academic Affairs and Other Education Services Occupations 25-2000 + 25-3000 + 25-9000									0
Management Occupations 11-0000								18	18
Business and Financial Operations Occupations 13-0000								24	24
Computer, Engineering, and Science Occupations 15-0000 + 17-0000 + 19-0000								35	35
Community, Social Service, Legal, Arts, Design, Entertainment, Sports, and Media Occupations 21-0000 + 23-0000 + 27-0000								2	2
Healthcare Practitioners and Technical Occupations 29-0000					1			40	41
Service Occupations 31-0000 + 33-0000 + 35-0000 + 37-0000 + 39-0000									2
Sales and Related Occupations 41-0000									
Office and Administrative Support Occupations 43-0000									29
Natural Resources, Construction, and Maintenance Occupations 45-0000 + 47-0000 + 49-0000									
Production, Transportation, and Material Moving Occupations 51-0000 + 53-0000									
Graduate Assistants									331
	Teaching 25-9044								15
	Research								316

	Other 11-0000, 13-0000, 15-0000, 17-0000, 19-0000, 21-0000, 23-0000, 27-0000, 25-4000, 25-4010, 25-4020, 25-4030, 25-2000, 25-3000, 25-9000, 29-0000		
Total			790



Institution: University of Southern California (123961)

User ID: P1239611

## Part H - New Hires, Full-time Instructional Staff by Tenure Status

**Number of Newly Hired Full-time Permanent Instructional Staff**

(Hired full-time between November 1, 2019 - October 31, 2020)

- Report Hispanic/Latino individuals of any race as Hispanic/Latino
- Report race for non-Hispanic/Latino individuals only
- Include Primarily Instruction and Instruction Combined with Research and Public Service
- Include both medical school and non-medical school staff

**Men**

Race/ethnicity	With <u>Faculty Status</u>						Without Faculty Status	Total
	<u>Tenured</u>	<u>On Tenure Track</u>	<u>Not on Tenure Track</u>					
			<u>Multi-year</u>	<u>Annual contract</u>	<u>Less-than-annual contract</u>	<u>Indefinite duration (continuing or at-will).</u>		
<u>Nonresident alien</u>	<input type="text"/>	<input type="text" value="7"/>	<input type="text"/>	<input type="text" value="2"/>	<input type="text"/>	<input type="text"/>	<input type="text"/>	<b>9</b>
<u>Hispanic/Latino</u>	<input type="text"/>	<input type="text" value="2"/>	<input type="text"/>	<input type="text" value="2"/>	<input type="text"/>	<input type="text"/>	<input type="text"/>	<b>4</b>
<u>American Indian or Alaska Native</u>	<input type="text"/>	<input type="text"/>	<input type="text"/>	<input type="text"/>	<input type="text"/>	<input type="text"/>	<input type="text"/>	<b>0</b>
<u>Asian</u>	<input type="text" value="1"/>	<input type="text" value="3"/>	<input type="text"/>	<input type="text" value="4"/>	<input type="text"/>	<input type="text"/>	<input type="text"/>	<b>8</b>
<u>Black or African American</u>	<input type="text"/>	<input type="text" value="1"/>	<input type="text"/>	<input type="text"/>	<input type="text"/>	<input type="text"/>	<input type="text"/>	<b>1</b>
<u>Native Hawaiian or Other Pacific Islander</u>	<input type="text"/>	<input type="text"/>	<input type="text"/>	<input type="text"/>	<input type="text"/>	<input type="text"/>	<input type="text"/>	<b>0</b>
<u>White</u>	<input type="text" value="2"/>	<input type="text" value="7"/>	<input type="text"/>	<input type="text" value="10"/>	<input type="text"/>	<input type="text"/>	<input type="text"/>	<b>19</b>
Two or more races	<input type="text"/>	<input type="text" value="1"/>	<input type="text"/>	<input type="text"/>	<input type="text"/>	<input type="text"/>	<input type="text"/>	<b>1</b>
<u>Race and ethnicity unknown</u>	<input type="text"/>	<input type="text"/>	<input type="text"/>	<input type="text"/>	<input type="text"/>	<input type="text"/>	<input type="text"/>	<b>0</b>
<b>Total men</b>	<b>3</b>	<b>21</b>	<b>0</b>	<b>18</b>	<b>0</b>	<b>0</b>	<b>0</b>	<b>42</b>

**Women**

Race/ethnicity	With <u>Faculty Status</u>						Without Faculty Status	Total
	<u>Tenured</u>	<u>On Tenure Track</u>	<u>Not on Tenure Track</u>					
			<u>Multi-year</u>	<u>Annual contract</u>	<u>Less-than-annual contract</u>	<u>Indefinite duration (continuing or at-will).</u>		
Nonresident alien	<input type="text"/>	<input type="text" value="3"/>	<input type="text"/>	<input type="text"/>	<input type="text"/>	<input type="text"/>	<input type="text"/>	<b>3</b>
Hispanic/Latino	<input type="text"/>	<input type="text" value="1"/>	<input type="text"/>	<input type="text"/>	<input type="text"/>	<input type="text"/>	<input type="text"/>	<b>1</b>
American Indian or Alaska Native	<input type="text"/>	<input type="text"/>	<input type="text"/>	<input type="text"/>	<input type="text"/>	<input type="text"/>	<input type="text"/>	<b>0</b>
Asian	<input type="text"/>	<input type="text" value="3"/>	<input type="text"/>	<input type="text" value="3"/>	<input type="text"/>	<input type="text"/>	<input type="text"/>	<b>6</b>
Black or African American	<input type="text" value="1"/>	<input type="text" value="1"/>	<input type="text"/>	<input type="text" value="2"/>	<input type="text"/>	<input type="text"/>	<input type="text"/>	<b>4</b>
Native Hawaiian or Other Pacific Islander	<input type="text"/>	<input type="text"/>	<input type="text"/>	<input type="text"/>	<input type="text"/>	<input type="text"/>	<input type="text"/>	<b>0</b>
White	<input type="text" value="1"/>	<input type="text" value="6"/>	<input type="text"/>	<input type="text" value="7"/>	<input type="text"/>	<input type="text"/>	<input type="text"/>	<b>14</b>
Two or more races	<input type="text"/>	<input type="text" value="1"/>	<input type="text"/>	<input type="text"/>	<input type="text"/>	<input type="text"/>	<input type="text"/>	<b>1</b>
Race and ethnicity unknown	<input type="text" value="1"/>	<input type="text" value="1"/>	<input type="text"/>	<input type="text" value="1"/>	<input type="text"/>	<input type="text"/>	<input type="text"/>	<b>3</b>
<b>Total women</b>	<b>3</b>	<b>16</b>	<b>0</b>	<b>13</b>	<b>0</b>	<b>0</b>	<b>0</b>	<b>32</b>
<b>Total (men+women)</b>	<b>6</b>	<b>37</b>	<b>0</b>	<b>31</b>	<b>0</b>	<b>0</b>	<b>0</b>	<b>74</b>

Institution: University of Southern California (123961)

User ID: P1239611

## Part H - New Hires, Full-time Staff by Occupational Category

**Number of Newly Hired Full-time Staff**

(Hired full-time between November 1, 2019 - October 31, 2020)

- Report Hispanic/Latino individuals of any race as Hispanic/Latino
- Report race for non-Hispanic/Latino individuals only
- Include both medical school and non-medical school staff

**Men**

Race/ethnicity	<u>Instructional Staff</u> (from Part H, screen 1)	<u>Research</u> <u>staff</u>	<u>Public Service</u> <u>staff</u>	<u>Library and Student and Academic Affairs and Other Education Services</u> <u>Occupations</u> 25-4000 + 25-2000 + 25-3000 + 25-9000
<u>Nonresident alien</u>	9	<input type="text" value="5"/>	<input type="text" value="4"/>	<input type="text"/>
<u>Hispanic/Latino</u>	4	<input type="text"/>	<input type="text" value="5"/>	<input type="text"/>
<u>American Indian or Alaska Native</u>	0	<input type="text"/>	<input type="text"/>	<input type="text"/>
<u>Asian</u>	8	<input type="text" value="4"/>	<input type="text" value="38"/>	<input type="text"/>
<u>Black or African American</u>	1	<input type="text"/>	<input type="text" value="4"/>	<input type="text"/>
<u>Native Hawaiian or Other Pacific Islander</u>	0	<input type="text"/>	<input type="text"/>	<input type="text"/>
<u>White</u>	19	<input type="text"/>	<input type="text" value="57"/>	<input type="text"/>
Two or more races	1	<input type="text"/>	<input type="text" value="4"/>	<input type="text"/>
<u>Race and ethnicity unknown</u>	0	<input type="text"/>	<input type="text" value="6"/>	<input type="text"/>
<b>Total men</b>	<b>42</b>	<b>9</b>	<b>118</b>	<b>0</b>

**Women**

Race/ethnicity	<u>Instructional Staff</u> (from Part H, screen 1)	<u>Research</u> <u>staff</u>	<u>Public Service</u> <u>staff</u>	<u>Library and Student and Academic Affairs and Other Education Services</u> <u>Occupations</u> 25-4000 + 25-2000 + 25-3000 + 25-9000
Nonresident alien	3	<input type="text" value="1"/>	<input type="text" value="5"/>	<input type="text"/>
Hispanic/Latino	1	<input type="text"/>	<input type="text" value="8"/>	<input type="text" value="3"/>
American Indian or Alaska Native	0	<input type="text"/>	<input type="text"/>	<input type="text"/>
Asian	6	<input type="text" value="4"/>	<input type="text" value="55"/>	<input type="text" value="1"/>
Black or African American	4	<input type="text"/>	<input type="text" value="7"/>	<input type="text"/>
Native Hawaiian or Other Pacific Islander	0	<input type="text"/>	<input type="text" value="1"/>	<input type="text"/>
White	14	<input type="text" value="1"/>	<input type="text" value="65"/>	<input type="text" value="2"/>
Two or more races	1	<input type="text"/>	<input type="text" value="4"/>	<input type="text" value="1"/>
Race and ethnicity unknown	3	<input type="text"/>	<input type="text" value="5"/>	<input type="text"/>
<b>Total women</b>	<b>32</b>	<b>6</b>	<b>150</b>	<b>7</b>

<b>Total (men+women)</b>	<b>74</b>	<b>15</b>	<b>268</b>	<b>7</b>
--------------------------	-----------	-----------	------------	----------

Institution: University of Southern California (123961)

User ID: P1239611

## Part H - New Hires, Full-time Staff by Occupational Category

**Number of Newly Hired Full-time Staff**

(Hired full-time between November 1, 2019 - October 31, 2020)

- Report Hispanic/Latino individuals of any race as Hispanic/Latino
- Report race for non-Hispanic/Latino individuals only

**Men**

Race/ethnicity	<u>Management Occupations</u> 11-0000	<u>Business and Financial Operations Occupations</u> 13-0000	<u>Computer, Engineering, and Science Occupations</u> 15-0000 + 17-0000 + 19-0000	<u>Community, Social Service, Legal, Arts, Design, Entertainment, Sports, and Media Occupations</u> 21-0000 + 23-0000 + 27-0000	<u>Healthcare Practitioners and Technical Occupations</u> 29-0000
<u>Nonresident alien</u>	4	3	20	1	2
<u>Hispanic/Latino</u>	5	15	25	13	6
<u>American Indian or Alaska Native</u>					1
<u>Asian</u>	7	10	21	4	15
<u>Black or African American</u>	9	5	2	7	1
<u>Native Hawaiian or Other Pacific Islander</u>				1	
<u>White</u>	37	19	35	12	16
Two or more races	1	1	2	1	
<u>Race and ethnicity unknown</u>		1	1	1	
<b>Total men</b>	<b>63</b>	<b>54</b>	<b>106</b>	<b>40</b>	<b>41</b>

**Women**

Race/ethnicity	<u>Management Occupations</u> 11-0000	<u>Business and Financial Operations Occupations</u> 13-0000	<u>Computer, Engineering, and Science Occupations</u> 15-0000 + 17-0000 + 19-0000	<u>Community, Social Service, Legal, Arts, Design, Entertainment, Sports, and Media Occupations</u> 21-0000 + 23-0000 + 27-0000	<u>Healthcare Practitioners and Technical Occupations</u> 29-0000
Nonresident alien	2	1	11	4	2
Hispanic/Latino	21	28	13	20	12
American Indian or Alaska Native					
Asian	13	16	21	11	16
Black or African American	6	10	5	7	5
Native Hawaiian or Other Pacific Islander	1				
White	37	54	22	25	21
Two or more races	1	8	2	1	
Race and ethnicity unknown		3	1	1	1
<b>Total women</b>	<b>81</b>	<b>120</b>	<b>75</b>	<b>69</b>	<b>57</b>
<b>Total (men+women)</b>	<b>144</b>	<b>174</b>	<b>181</b>	<b>109</b>	<b>98</b>

Institution: University of Southern California (123961)

User ID: P1239611

## Part H - New Hires, Full-time Staff by Occupational Category

**Number of Newly Hired Full-time Staff**

(Hired full-time between November 1, 2019 - October 31, 2020)

- Report Hispanic/Latino individuals of any race as Hispanic/Latino
- Report race for non-Hispanic/Latino individuals only
- Include both medical school and non-medical school staff

**Men**

Race/ethnicity	<u>Service Occupations</u> 31-0000 + 33-0000 + 35-0000 + 37-0000 + 39-0000	<u>Sales and Related</u> <u>Occupations</u> 41-0000	<u>Office and Administrative</u> <u>Support</u> <u>Occupations</u> 43-0000	<u>Natural Resources,</u> <u>Construction, and</u> <u>Maintenance Occupations</u> 45-0000 + 47-0000 + 49-0000	<u>Production, Transportation,</u> <u>and Material Moving,</u> <u>Occupations</u> 51-0000 + 53-0000	Grand Total (All full-time new hires)
<u>Nonresident alien</u>	<input type="text"/>	<input type="text"/>	<input type="text" value="3"/>	<input type="text"/>	<input type="text"/>	<b>51</b>
<u>Hispanic/Latino</u>	<input type="text" value="31"/>	<input type="text" value="4"/>	<input type="text" value="28"/>	<input type="text" value="11"/>	<input type="text"/>	<b>147</b>
<u>American Indian or Alaska Native</u>	<input type="text"/>	<input type="text"/>	<input type="text"/>	<input type="text"/>	<input type="text"/>	<b>1</b>
<u>Asian</u>	<input type="text" value="7"/>	<input type="text"/>	<input type="text" value="9"/>	<input type="text" value="1"/>	<input type="text"/>	<b>124</b>
<u>Black or African American</u>	<input type="text" value="4"/>	<input type="text"/>	<input type="text" value="9"/>	<input type="text"/>	<input type="text"/>	<b>42</b>
<u>Native Hawaiian or Other Pacific Islander</u>	<input type="text"/>	<input type="text"/>	<input type="text"/>	<input type="text"/>	<input type="text"/>	<b>1</b>
<u>White</u>	<input type="text" value="4"/>	<input type="text" value="1"/>	<input type="text" value="10"/>	<input type="text" value="1"/>	<input type="text"/>	<b>211</b>
Two or more races	<input type="text"/>	<input type="text"/>	<input type="text" value="4"/>	<input type="text"/>	<input type="text"/>	<b>14</b>
<u>Race and ethnicity unknown</u>	<input type="text" value="1"/>	<input type="text" value="1"/>	<input type="text"/>	<input type="text"/>	<input type="text"/>	<b>11</b>
<b>Total men</b>	<b>47</b>	<b>6</b>	<b>63</b>	<b>13</b>	<b>0</b>	<b>602</b>

**Women**

Race/ethnicity	<u>Service Occupations</u> 31-0000 + 33-0000 + 35-0000 + 37-0000 + 39-0000	<u>Sales and Related</u> <u>Occupations</u> 41-0000	<u>Office and Administrative</u> <u>Support</u> <u>Occupations</u> 43-0000	<u>Natural Resources,</u> <u>Construction, and</u> <u>Maintenance Occupations</u> 45-0000 + 47-0000 + 49-0000	<u>Production, Transportation,</u> <u>and Material Moving,</u> <u>Occupations</u> 51-0000 + 53-0000	Grand Total (All full-time new hires)
Nonresident alien	<input type="text"/>	<input type="text"/>	<input type="text" value="5"/>	<input type="text"/>	<input type="text"/>	<b>34</b>
Hispanic/Latino	<input type="text" value="20"/>	<input type="text" value="1"/>	<input type="text" value="62"/>	<input type="text"/>	<input type="text"/>	<b>189</b>
American Indian or Alaska Native	<input type="text"/>	<input type="text"/>	<input type="text"/>	<input type="text"/>	<input type="text"/>	<b>0</b>
Asian	<input type="text" value="6"/>	<input type="text"/>	<input type="text" value="19"/>	<input type="text"/>	<input type="text"/>	<b>168</b>
Black or African American	<input type="text" value="6"/>	<input type="text" value="1"/>	<input type="text" value="18"/>	<input type="text"/>	<input type="text"/>	<b>69</b>
Native Hawaiian or Other Pacific Islander	<input type="text"/>	<input type="text"/>	<input type="text"/>	<input type="text"/>	<input type="text"/>	<b>2</b>
White	<input type="text" value="3"/>	<input type="text" value="1"/>	<input type="text" value="22"/>	<input type="text"/>	<input type="text"/>	<b>267</b>
Two or more races	<input type="text"/>	<input type="text"/>	<input type="text" value="8"/>	<input type="text"/>	<input type="text"/>	<b>26</b>
Race and ethnicity unknown	<input type="text"/>	<input type="text"/>	<input type="text" value="1"/>	<input type="text"/>	<input type="text"/>	<b>15</b>
<b>Total women</b>	<b>35</b>	<b>3</b>	<b>135</b>	<b>0</b>	<b>0</b>	<b>770</b>

<b>Total</b>	<b>82</b>	<b>9</b>	<b>198</b>	<b>13</b>	<b>0</b>	<b>1,372</b>
--------------	-----------	----------	------------	-----------	----------	--------------

(men+women)					
-------------	--	--	--	--	--

Institution: University of Southern California (123961)

User ID: P1239611

## Human Resources Survey Evaluation

**Were any staff members difficult to categorize? If so, please explain in the box below.**

Institution: University of Southern California (123961)

User ID: P1239611

## Summary

## Human Resources Component Summary

IPEDS collects important information regarding your institution. All data reported in IPEDS survey components become available in the IPEDS Data Center and appear as aggregated data in various Department of Education reports. Additionally, some of the reported data appears specifically for your institution through the College Navigator website and is included in your institution's Data Feedback Report (DFR). The purpose of this summary is to provide you an opportunity to view some of the data that, when accepted through the IPEDS quality control process, will appear on the College Navigator website and/or your DFR. College Navigator is updated approximately three months after the data collection period closes and Data Feedback Reports will be available through the [Data Center](#) and sent to your institution's CEO in November 2020.

Please review your data for accuracy. If you have questions about the data displayed below after reviewing the data reported on the survey screens, please contact the IPEDS Help Desk at: 1-877-225-2568 or [ipedshelp@rti.org](mailto:ipedshelp@rti.org).

Number of staff by employment status and occupational category: Fall 2020			
Occupational category	Reported values		FTE staff
	Number of full-time staff	Number of part-time staff	
<b>Total number of staff</b>	14,295	2,353	15,079
Instructional Staff	2,403	1,305	2,838
Primary Instruction	2,403	1,305	2,838
Exclusively credit	0	0	0
Exclusively not-for-credit	0	0	0
Combined credit/not-for-credit	2,403	1,305	2,838
Instruction/research/public service	0	0	0
Research Staff	258	46	273
Public Service Staff	1,843	467	1,999
Library and Student and Academic Affairs and Other Education Services Occupations SOC	183	26	192
Librarians, Curators, and Archivists SOC 25-4000	110	2	111
Archivists, Curators, and Museum Technicians SOC 25-4010	12	2	13
Librarians SOC 25-4020	72	0	72
Library Technicians SOC 25-4030	26	0	26
Student and Academic Affairs and Other Education Services Occupations SOC 25-2000 + 25-3000 + 25-9000	73	24	81
Management Occupations SOC 11-0000	1,842	45	1,857
Business and Financial Operations Occupations SOC 13-0000	1,757	90	1,787
Computer, Engineering, and Science Occupations SOC 15-0000 + 17-0000 + 19-0000	1,355	77	1,381
Community, Social Service, Legal, Arts, Design, Entertainment, Sports and Media Occupations SOC 21-0000 + 23-0000 + 27-0000	708	34	719
Healthcare Practitioners and Technical Occupations SOC 29-0000	393	66	415
Service Occupations SOC 31-0000 + 33-0000 + 35-0000 + 37-0000 + 39-0000	1,345	54	1,363
Sales and Related Occupations SOC 41-0000	139	10	142
Office and Administrative Support Occupations SOC 43-0000	1,767	93	1,798

Natural Resources, Construction, and Maintenance Occupations SOC 45-0000 + 47-0000 + 49-0000	221	0	221
Production, Transportation, and Material Moving Occupations SOC 51-0000 + 53-0000	81	40	94

NOTE: Full-time-equivalent (FTE) staff is calculated by summing the total number of full-time staff and adding one-third of the total number of part-time staff. Graduate assistants are not included in the above figures. Many of the FTE figures may be included in the DFR.

**Salaries of full-time instructional staff by contract length and academic rank:**  
**Academic year**

Academic rank	Months Covered by Annual Salary				Total Staff for Salary reporting	Total Number of Months	Salary Outlays	Weighted Average Monthly Salaries
	12 months	11 months	10 months	9 months				
All Ranks	235	2	21	1,855	2,113	19,747	\$302,151,968	\$15,301
Professor	81	1	2	789	873	8,104	\$166,354,517	\$20,527
Associate professor	96	1	3	522	622	5,891	\$74,987,686	\$12,729
Assistant professor	39		7	401	447	4,147	\$47,238,815	\$11,391
Instructor				1	1	9	\$65,000	\$7,222
Lecturer	19		9	142	170	1,596	\$13,505,950	\$8,462
No academic rank								

NOTE: The above data are based on the Salary Outlays part of the IPEDS HR component. The Weighted average monthly salaries of full-time instructional staff by academic rank are calculated by adding the salary outlays reported for Men plus Women by academic rank, then dividing the sum by the "Total Number of Months" for Men plus Women by academic rank. Salaries of full-time instructional staff paid less than 9 months per year are not collected. Also, salaries of medical school staff are not collected. The weighted average monthly salaries may be included in the DFR.