

Institution: University of Southern California (123961)

User ID: P1239611

Completions Overview

Welcome to the IPEDS Completions survey component. The Completions component is one of several IPEDS components that is conducted during the Fall data collection period. It collects the number of degrees and certificates awarded by field of study, level of award, race/ethnicity, and gender. The reporting period for the Completions component is during the 12-month time period beginning July 1 of the previous calendar year and ending June 30 of the current calendar year; therefore, for this year's Completions component, the reporting period is between July 1, 2015 and June 30, 2016. The Completions component is also collecting the number of students (e.g., completers) who earned awards between July 1, 2015 and June 30, 2016.

Completions Common Errors

Some common completions component errors include the following:

- Including award levels on your current year Completions that were not reported on your previous year's (PY) Institutional Characteristics (IC). [Award levels in the PY IC component cannot be changed; therefore, contact the IPEDS Help Desk at 1-877-225-2568 if you need assistance.]
- Forgetting to select CIP codes for new programs of study that are offered by the institution, but do not have completions for the reporting period.
- Forgetting to enter in zero in at least one of the cells for CIP codes that do not have completions.

Recent Changes

- The following question on **distance education** has been added to the bottom of each individual "CIP Data" screen:
"Is this program offered as a distance education program?"
- The following two screens, which collect data specifically on students were added to this component, beginning in the 2013-14 survey year:
 - **"All Completers"** - Collects the number of students who earned an award between July 1, 2015 and June 30, 2016 by gender and race/ethnicity. (The intent of this screen is to collect an **unduplicated count** of total numbers of completers.)
 - **"Completers by Level"** - Collects the number of students who earned an award between July 1, 2015 and June 30, 2016 by award level and 1) by gender; 2) by race/ethnicity; and 3) by age.
- The definition for Post-baccalaureate Certificate has changed slightly for the 2016-17 collection. The new definition is as follows: **An award that requires completion of an organized program of study beyond the bachelor's. It is designed for persons who have completed a baccalaureate degree, but does not meet the requirements of a master's degree.**

NOTE: Even though Teacher Preparation certificate programs may require a bachelor's degree for admission, they are considered sub-baccalaureate undergraduate programs, and students in these programs are undergraduate students.

General Information

CIP Codes:

The [CIP 2010 Website](#) includes a list of new CIP codes, a list of deleted CIP codes, a list of moved CIP Codes, and an online crosswalk of the 2000 CIP and 2010 CIP.

The Resources Page of the CIP 2010 website contains many valuable resources including:

- CIP 2010 Manual and copies of previous editions of the CIP Manual
- Crosswalk between the 2000 CIP codes and the 2010 CIP codes in Excel format

Keep in mind that some information provided by institutions on the Completions component appear in the [College Navigator](#), which is a major tool used by consumers searching for information about postsecondary education. It is therefore vitally important that you include accurate information about your institution.

Survey materials can be downloaded using the following link: [Survey Materials](#).

The prior year revision system can be accessed using the following link: [Prior Year Revision System](#)

Completions CIP Data

| CIPCODE | Award Level | Major | Gender | Non Resident Alien | Hispanic / Latino | American Indian or Alaska Native | Asian | Black or African American | Native Hawaiian or Other Pacific Islander | White | Two or more Races | Race/ ethnicity unknown | Total | distance education program |
|--|------------------------------------|-------|--------|--------------------|-------------------|----------------------------------|-------|---------------------------|---|-------|-------------------|-------------------------|-------|----------------------------|
| 03.0103 Environmental Studies | 5 - Bachelor's degree | 1 | Men | 0 | 1 | 0 | 0 | 0 | 0 | 3 | 0 | 0 | 4 | |
| | | | Women | 0 | 0 | 0 | 1 | 0 | 0 | 0 | 0 | 0 | 1 | |
| | | | Total | 0 | 1 | 0 | 1 | 0 | 0 | 3 | 0 | 0 | 5 | No |
| 03.0103 Environmental Studies | 7 - Master's degree | 1 | Men | 0 | 2 | 0 | 1 | 0 | 0 | 0 | 0 | 0 | 3 | |
| | | | Women | 0 | 0 | 0 | 0 | 0 | 0 | 2 | 0 | 0 | 2 | |
| | | | Total | 0 | 2 | 0 | 1 | 0 | 0 | 2 | 0 | 0 | 5 | No |
| 03.0103 Environmental Studies | 5 - Bachelor's degree | 2 | Men | 0 | 2 | 0 | 0 | 0 | 0 | 1 | 0 | 0 | 3 | |
| | | | Women | 0 | 0 | 0 | 1 | 0 | 0 | 0 | 0 | 0 | 1 | |
| | | | Total | 0 | 2 | 0 | 1 | 0 | 0 | 1 | 0 | 0 | 4 | No |
| 03.0104 Environmental Science | 5 - Bachelor's degree | 1 | Men | 0 | 0 | 0 | 3 | 0 | 0 | 5 | 0 | 0 | 8 | |
| | | | Women | 1 | 6 | 0 | 6 | 0 | 0 | 17 | 2 | 0 | 32 | |
| | | | Total | 1 | 6 | 0 | 9 | 0 | 0 | 22 | 2 | 0 | 40 | No |
| 03.0104 Environmental Science | 5 - Bachelor's degree | 2 | Men | 0 | 0 | 0 | 0 | 0 | 0 | 0 | 0 | 0 | 0 | |
| | | | Women | 0 | 0 | 0 | 1 | 0 | 0 | 0 | 0 | 0 | 1 | |
| | | | Total | 0 | 0 | 0 | 1 | 0 | 0 | 0 | 0 | 0 | 1 | No |
| 04.0201 Architecture | 5 - Bachelor's degree | 1 | Men | 11 | 4 | 0 | 18 | 2 | 0 | 13 | 2 | 2 | 52 | |
| | | | Women | 10 | 6 | 0 | 19 | 1 | 0 | 9 | 2 | 1 | 48 | |
| | | | Total | 21 | 10 | 0 | 37 | 3 | 0 | 22 | 4 | 3 | 100 | No |
| 04.0201 Architecture | 7 - Master's degree | 1 | Men | 12 | 1 | 0 | 0 | 0 | 0 | 2 | 0 | 0 | 15 | |
| | | | Women | 12 | 2 | 0 | 1 | 0 | 0 | 1 | 0 | 0 | 16 | |
| | | | Total | 24 | 3 | 0 | 1 | 0 | 0 | 3 | 0 | 0 | 31 | No |
| 04.0301 City/Urban, Community and Regional Planning | 5 - Bachelor's degree | 1 | Men | 2 | 6 | 0 | 6 | 1 | 0 | 42 | 1 | 3 | 61 | |
| | | | Women | 1 | 4 | 0 | 6 | 4 | 0 | 23 | 4 | 0 | 42 | |
| | | | Total | 3 | 10 | 0 | 12 | 5 | 0 | 65 | 5 | 3 | 103 | No |
| 04.0301 City/Urban, Community and Regional Planning | 6 - Postbaccalaureate certificates | 1 | Men | 0 | 0 | 0 | 0 | 0 | 0 | 0 | 0 | 0 | 0 | |
| | | | Women | 0 | 0 | 0 | 0 | 0 | 0 | 1 | 0 | 0 | 1 | |
| | | | Total | 0 | 0 | 0 | 0 | 0 | 0 | 1 | 0 | 0 | 1 | No |
| 04.0301 City/Urban, Community and Regional Planning | 7 - Master's degree | 1 | Men | 9 | 5 | 0 | 5 | 4 | 0 | 13 | 1 | 1 | 38 | |
| | | | Women | 12 | 4 | 0 | 7 | 0 | 0 | 14 | 0 | 1 | 38 | |
| | | | Total | 21 | 9 | 0 | 12 | 4 | 0 | 27 | 1 | 2 | 76 | No |
| 04.0301 City/Urban, Community and Regional Planning | 19 - Doctor's degree - Other | 1 | Men | 1 | 1 | 0 | 0 | 0 | 0 | 0 | 0 | 0 | 2 | |
| | | | Women | 0 | 0 | 0 | 1 | 1 | 0 | 3 | 0 | 0 | 5 | |
| | | | Total | 1 | 1 | 0 | 1 | 1 | 0 | 3 | 0 | 0 | 7 | No |
| 04.0401 Environmental Design/Architecture | 6 - Postbaccalaureate certificates | 1 | Men | 0 | 0 | 0 | 0 | 0 | 0 | 0 | 0 | 0 | 0 | |
| | | | Women | 0 | 0 | 0 | 0 | 0 | 0 | 0 | 0 | 0 | 0 | |
| | | | Total | 0 | 0 | 0 | 0 | 0 | 0 | 0 | 0 | 0 | 0 | No |
| 04.0601 Landscape Architecture | 6 - Postbaccalaureate certificates | 1 | Men | 0 | 0 | 0 | 0 | 0 | 0 | 1 | 0 | 0 | 1 | |
| | | | Women | 0 | 0 | 0 | 0 | 0 | 0 | 0 | 0 | 0 | 0 | |
| | | | Total | 0 | 0 | 0 | 0 | 0 | 0 | 1 | 0 | 0 | 1 | No |
| 04.0601 Landscape Architecture | 7 - Master's degree | 1 | Men | 1 | 1 | 0 | 1 | 0 | 0 | 0 | 0 | 0 | 3 | |
| | | | Women | 8 | 2 | 0 | 0 | 0 | 0 | 2 | 0 | 0 | 12 | |
| | | | Total | 9 | 3 | 0 | 1 | 0 | 0 | 2 | 0 | 0 | 15 | No |
| 04.0801 | | 1 | Men | 0 | 0 | 0 | 0 | 0 | 0 | 0 | 0 | 0 | 0 | |
| | | | Women | 0 | 1 | 0 | 0 | 0 | 0 | 1 | 0 | 0 | 2 | |

| CIPCODE | Award Level | Major | Gender | Non Resident Alien | Hispanic / Latino | American Indian or Alaska Native | Asian | Black or African American | Native Hawaiian or Other Pacific Islander | White | Two or more Races | Race/ ethnicity unknown | Total | distance education program |
|--|------------------------------------|-------|--------|--------------------|-------------------|----------------------------------|-------|---------------------------|---|-------|-------------------|-------------------------|-------|----------------------------|
| Russian, Central European, East European and Eurasian Studies | 5 - Bachelor's degree | | Women | 0 | 0 | 0 | 0 | 0 | 0 | 0 | 0 | 0 | 0 | |
| | | | Total | 0 | 0 | 0 | 0 | 0 | 0 | 0 | 0 | 0 | 0 | No |
| 05.0108 Near and Middle Eastern Studies | 5 - Bachelor's degree | 1 | Men | 0 | 0 | 0 | 0 | 0 | 0 | 1 | 0 | 0 | 1 | |
| | | | Women | 0 | 0 | 0 | 0 | 0 | 0 | 0 | 0 | 0 | 0 | |
| | | | Total | 0 | 0 | 0 | 0 | 0 | 0 | 1 | 0 | 0 | 1 | No |
| 05.0108 Near and Middle Eastern Studies | 5 - Bachelor's degree | 2 | Men | 0 | 0 | 0 | 0 | 0 | 0 | 0 | 0 | 0 | 0 | |
| | | | Women | 0 | 0 | 0 | 0 | 0 | 1 | 0 | 0 | 1 | | |
| | | | Total | 0 | 0 | 0 | 0 | 0 | 1 | 0 | 0 | 1 | No | |
| 05.0199 Area Studies, Other | 5 - Bachelor's degree | 1 | Men | 0 | 0 | 0 | 0 | 0 | 0 | 0 | 0 | 0 | 0 | |
| | | | Women | 0 | 0 | 0 | 0 | 0 | 0 | 0 | 0 | 0 | 0 | |
| | | | Total | 0 | 0 | 0 | 0 | 0 | 0 | 0 | 0 | 0 | 0 | No |
| 05.0201 African-American/Black Studies | 5 - Bachelor's degree | 1 | Men | 0 | 0 | 0 | 0 | 0 | 0 | 0 | 0 | 0 | 0 | |
| | | | Women | 0 | 0 | 0 | 0 | 1 | 0 | 0 | 0 | 0 | 1 | |
| | | | Total | 0 | 0 | 0 | 0 | 1 | 0 | 0 | 0 | 0 | 1 | No |
| 05.0201 African-American/Black Studies | 5 - Bachelor's degree | 2 | Men | 0 | 0 | 0 | 0 | 0 | 0 | 0 | 0 | 1 | 1 | |
| | | | Women | 0 | 0 | 0 | 0 | 0 | 0 | 0 | 0 | 0 | 0 | |
| | | | Total | 0 | 0 | 0 | 0 | 0 | 0 | 0 | 0 | 1 | 1 | No |
| 05.0203 Hispanic-American, Puerto Rican, and Mexican-American/Chicano Studies | 5 - Bachelor's degree | 1 | Men | 0 | 1 | 0 | 0 | 0 | 0 | 0 | 0 | 0 | 1 | |
| | | | Women | 0 | 3 | 0 | 0 | 0 | 0 | 0 | 0 | 0 | 3 | |
| | | | Total | 0 | 4 | 0 | 0 | 0 | 0 | 0 | 0 | 0 | 4 | No |
| 05.0203 Hispanic-American, Puerto Rican, and Mexican-American/Chicano Studies | 5 - Bachelor's degree | 2 | Men | 0 | 0 | 0 | 0 | 0 | 0 | 0 | 0 | 0 | 0 | |
| | | | Women | 0 | 1 | 0 | 0 | 0 | 0 | 0 | 0 | 0 | 1 | |
| | | | Total | 0 | 1 | 0 | 0 | 0 | 0 | 0 | 0 | 0 | 1 | No |
| 05.0206 Asian-American Studies | 5 - Bachelor's degree | 1 | Men | 0 | 0 | 0 | 0 | 0 | 0 | 0 | 0 | 0 | 0 | |
| | | | Women | 0 | 0 | 0 | 0 | 0 | 0 | 0 | 0 | 0 | 0 | |
| | | | Total | 0 | 0 | 0 | 0 | 0 | 0 | 0 | 0 | 0 | 0 | No |
| 05.0299 Ethnic, Cultural Minority, Gender, and Group Studies, Other | 5 - Bachelor's degree | 1 | Men | 0 | 0 | 0 | 0 | 0 | 0 | 0 | 0 | 0 | 0 | |
| | | | Women | 0 | 1 | 0 | 0 | 0 | 0 | 3 | 0 | 0 | 4 | |
| | | | Total | 0 | 1 | 0 | 0 | 0 | 0 | 3 | 0 | 0 | 4 | No |
| 05.0299 Ethnic, Cultural Minority, Gender, and Group Studies, Other | 6 - Postbaccalaureate certificates | 1 | Men | 0 | 0 | 0 | 0 | 0 | 0 | 1 | 0 | 0 | 1 | |
| | | | Women | 0 | 2 | 0 | 0 | 1 | 0 | 2 | 0 | 1 | 6 | |
| | | | Total | 0 | 2 | 0 | 0 | 1 | 0 | 3 | 0 | 1 | 7 | No |
| 05.0299 Ethnic, Cultural Minority, Gender, and Group Studies, Other | 5 - Bachelor's degree | 2 | Men | 0 | 0 | 0 | 0 | 0 | 0 | 1 | 0 | 0 | 1 | |
| | | | Women | 0 | 1 | 0 | 0 | 0 | 0 | 0 | 0 | 0 | 1 | |
| | | | Total | 0 | 1 | 0 | 0 | 0 | 0 | 1 | 0 | 0 | 2 | No |
| 09.0100 Communication, General | 6 - Postbaccalaureate certificates | 1 | Men | 2 | 0 | 0 | 0 | 0 | 0 | 1 | 0 | 0 | 3 | |
| | | | Women | 2 | 0 | 0 | 1 | 0 | 0 | 4 | 0 | 1 | 8 | |
| | | | Total | 4 | 0 | 0 | 1 | 0 | 0 | 5 | 0 | 1 | 11 | No |
| 09.0101 Speech Communication and Rhetoric | 5 - Bachelor's degree | 1 | Men | 7 | 8 | 0 | 13 | 5 | 0 | 42 | 4 | 0 | 79 | |
| | | | Women | 27 | 28 | 0 | 37 | 12 | 0 | 108 | 10 | 6 | 228 | |
| | | | Total | 34 | 36 | 0 | 50 | 17 | 0 | 150 | 14 | 6 | 307 | No |
| 09.0101 Speech Communication and Rhetoric | 7 - Master's degree | 1 | Men | 1 | 0 | 0 | 0 | 1 | 0 | 2 | 0 | 0 | 4 | |
| | | | Women | 3 | 0 | 0 | 0 | 0 | 0 | 8 | 0 | 0 | 11 | |
| | | | Total | 4 | 0 | 0 | 0 | 1 | 0 | 10 | 0 | 0 | 15 | No |

| CIPCODE | Award Level | Major | Gender | Non Resident Alien | Hispanic / Latino | American Indian or Alaska Native | Asian | Black or African American | Native Hawaiian or Other Pacific Islander | White | Two or more Races | Race/ ethnicity unknown | Total | distance education program |
|---|---|-------|--------|--------------------|-------------------|----------------------------------|-------|---------------------------|---|-------|-------------------|-------------------------|-------|----------------------------|
| Communication, Journalism, and Related Programs, Other | 6 - Postbaccalaureate certificates | | Women | 0 | 0 | 0 | 0 | 0 | 0 | 0 | 0 | 0 | 0 | |
| | | | Total | 0 | 0 | 0 | 0 | 0 | 0 | 0 | 0 | 0 | 0 | No |
| 11.0102 Artificial Intelligence | 7 - Master's degree | 1 | Men | 8 | 0 | 0 | 0 | 0 | 0 | 1 | 0 | 0 | 9 | |
| | | | Women | 1 | 0 | 0 | 1 | 0 | 0 | 0 | 0 | 0 | 2 | |
| | | | Total | 9 | 0 | 0 | 1 | 0 | 0 | 1 | 0 | 0 | 11 | No |
| 11.0104 Informatics | 7 - Master's degree | 1 | Men | 13 | 0 | 0 | 0 | 0 | 0 | 0 | 0 | 0 | 13 | |
| | | | Women | 7 | 0 | 0 | 1 | 0 | 0 | 0 | 0 | 0 | 8 | |
| | | | Total | 20 | 0 | 0 | 1 | 0 | 0 | 0 | 0 | 0 | 21 | No |
| 11.0199 Computer and Information Sciences, Other | 6 - Postbaccalaureate certificates | 1 | Men | 0 | 0 | 0 | 0 | 0 | 0 | 0 | 0 | 0 | 0 | |
| | | | Women | 0 | 0 | 0 | 0 | 0 | 0 | 0 | 0 | 0 | 0 | |
| | | | Total | 0 | 0 | 0 | 0 | 0 | 0 | 0 | 0 | 0 | 0 | No |
| 11.0701 Computer Science | 5 - Bachelor's degree | 1 | Men | 15 | 6 | 0 | 48 | 1 | 0 | 47 | 4 | 2 | 123 | |
| | | | Women | 7 | 2 | 0 | 14 | 1 | 0 | 9 | 3 | 0 | 36 | |
| | | | Total | 22 | 8 | 0 | 62 | 2 | 0 | 56 | 7 | 2 | 159 | No |
| 11.0701 Computer Science | 7 - Master's degree | 1 | Men | 407 | 3 | 0 | 13 | 2 | 0 | 27 | 2 | 2 | 456 | |
| | | | Women | 192 | 0 | 0 | 12 | 0 | 3 | 0 | 1 | 208 | | |
| | | | Total | 599 | 3 | 0 | 25 | 2 | 0 | 30 | 2 | 3 | 664 | No |
| 11.0701 Computer Science | 17 - Doctor's degree - research / scholarship | 1 | Men | 18 | 2 | 0 | 1 | 0 | 0 | 2 | 0 | 0 | 23 | |
| | | | Women | 1 | 0 | 0 | 1 | 0 | 0 | 0 | 0 | 0 | 2 | |
| | | | Total | 19 | 2 | 0 | 2 | 0 | 2 | 0 | 2 | 0 | 25 | No |
| 11.0802 Data Modeling/Warehousing and Database Administration | 7 - Master's degree | 1 | Men | 27 | 0 | 0 | 2 | 0 | 0 | 0 | 0 | 0 | 29 | |
| | | | Women | 8 | 0 | 0 | 2 | 0 | 0 | 1 | 0 | 0 | 11 | |
| | | | Total | 35 | 0 | 0 | 4 | 0 | 0 | 1 | 0 | 0 | 40 | Yes |
| 11.0804 Modeling, Virtual Environments and Simulation | 5 - Bachelor's degree | 1 | Men | 1 | 3 | 0 | 9 | 0 | 0 | 16 | 1 | 0 | 30 | |
| | | | Women | 0 | 0 | 0 | 1 | 0 | 0 | 2 | 0 | 0 | 3 | |
| | | | Total | 1 | 3 | 0 | 10 | 0 | 0 | 18 | 1 | 0 | 33 | No |
| 11.0804 Modeling, Virtual Environments and Simulation | 7 - Master's degree | 1 | Men | 15 | 0 | 0 | 3 | 0 | 0 | 3 | 0 | 0 | 21 | |
| | | | Women | 3 | 0 | 0 | 1 | 0 | 0 | 0 | 0 | 0 | 4 | |
| | | | Total | 18 | 0 | 0 | 4 | 0 | 0 | 3 | 0 | 0 | 25 | No |
| 11.0901 Computer Systems Networking and Telecommunications | 7 - Master's degree | 1 | Men | 1 | 0 | 0 | 0 | 0 | 0 | 0 | 0 | 0 | 1 | |
| | | | Women | 0 | 0 | 0 | 0 | 0 | 0 | 0 | 0 | 0 | 0 | |
| | | | Total | 1 | 0 | 0 | 0 | 0 | 0 | 0 | 0 | 0 | 1 | No |
| 11.1003 Computer and Information Systems Security/Information Assurance | 7 - Master's degree | 1 | Men | 13 | 1 | 0 | 1 | 0 | 0 | 4 | 1 | 1 | 21 | |
| | | | Women | 6 | 0 | 0 | 0 | 1 | 0 | 2 | 1 | 0 | 10 | |
| | | | Total | 19 | 1 | 0 | 1 | 1 | 0 | 6 | 2 | 1 | 31 | No |
| 13.0101 Education, General | 5 - Bachelor's degree | 1 | Men | 0 | 0 | 0 | 0 | 0 | 0 | 0 | 0 | 0 | 0 | |
| | | | Women | 0 | 0 | 0 | 0 | 0 | 0 | 0 | 0 | 0 | 0 | |
| | | | Total | 0 | 0 | 0 | 0 | 0 | 0 | 0 | 0 | 0 | 0 | No |
| 13.0401 Educational Leadership and Administration, General | 7 - Master's degree | 1 | Men | 0 | 1 | 0 | 1 | 3 | 0 | 1 | 0 | 0 | 6 | |
| | | | Women | 0 | 2 | 0 | 0 | 0 | 0 | 0 | 1 | 0 | 3 | |
| | | | Total | 0 | 3 | 0 | 1 | 3 | 0 | 1 | 1 | 0 | 9 | No |
| 13.0401 Educational Leadership and Administration, General | 17 - Doctor's degree - research / scholarship | 1 | Men | 0 | 12 | 0 | 8 | 4 | 3 | 21 | 4 | 1 | 53 | |
| | | | Women | 0 | 24 | 0 | 17 | 19 | 2 | 40 | 4 | 2 | 108 | |
| | | | Total | 0 | 36 | 0 | 25 | 23 | 5 | 61 | 8 | 3 | 161 | No |
| 13.0406 | | 1 | Men | 0 | 5 | 0 | 3 | 1 | 1 | 4 | 0 | 14 | | |

| CIPCODE | Award Level | Major | Gender | Non Resident Alien | Hispanic / Latino | American Indian or Alaska Native | Asian | Black or African American | Native Hawaiian or Other Pacific Islander | White | Two or more Races | Race/ ethnicity unknown | Total | distance education program |
|---|---|-------|--------|--------------------|-------------------|----------------------------------|-------|---------------------------|---|-------|-------------------|-------------------------|-------|----------------------------|
| Higher Education/Higher Education Administration | 7 - Master's degree | | Women | 1 | 8 | 0 | 2 | 3 | 0 | 16 | 1 | 0 | 31 | |
| | | | Total | 1 | 13 | 0 | 5 | 4 | 1 | 20 | 1 | 0 | 45 | No |
| 13.0410 Urban Education and Leadership | 17 - Doctor's degree - research / scholarship | 1 | Men | 2 | 2 | 0 | 0 | 0 | 0 | 2 | 0 | 0 | 6 | |
| | | | Women | 0 | 1 | 0 | 2 | 2 | 1 | 4 | 1 | 0 | 11 | |
| | | | Total | 2 | 3 | 0 | 2 | 2 | 1 | 6 | 1 | 0 | 17 | No |
| 13.0499 Educational Administration and Supervision, Other | 7 - Master's degree | 1 | Men | 0 | 0 | 0 | 1 | 0 | 0 | 0 | 0 | 0 | 1 | |
| | | | Women | 0 | 1 | 0 | 0 | 1 | 0 | 8 | 0 | 0 | 10 | |
| | | | Total | 0 | 1 | 0 | 1 | 1 | 0 | 8 | 0 | 0 | 11 | No |
| 13.0607 Learning Sciences | 7 - Master's degree | 1 | Men | 0 | 1 | 0 | 0 | 0 | 0 | 1 | 0 | 1 | 3 | |
| | | | Women | 0 | 2 | 0 | 1 | 0 | 0 | 1 | 0 | 0 | 4 | |
| | | | Total | 0 | 3 | 0 | 1 | 0 | 0 | 2 | 0 | 1 | 7 | No |
| 13.1001 Special Education and Teaching, General | 6 - Postbaccalaureate certificates | 1 | Men | 0 | 0 | 0 | 0 | 0 | 0 | 1 | 0 | 0 | 1 | |
| | | | Women | 0 | 5 | 0 | 1 | 0 | 0 | 7 | 0 | 1 | 14 | |
| | | | Total | 0 | 5 | 0 | 1 | 0 | 0 | 8 | 0 | 1 | 15 | No |
| 13.1004 Education/Teaching of the Gifted and Talented | 6 - Postbaccalaureate certificates | 1 | Men | 0 | 1 | 0 | 1 | 0 | 0 | 1 | 0 | 0 | 3 | |
| | | | Women | 0 | 2 | 0 | 1 | 2 | 0 | 9 | 0 | 0 | 14 | |
| | | | Total | 0 | 3 | 0 | 2 | 2 | 0 | 10 | 0 | 0 | 17 | No |
| 13.1101 Counselor Education/School Counseling and Guidance Services | 6 - Postbaccalaureate certificates | 1 | Men | 0 | 0 | 0 | 0 | 0 | 0 | 0 | 0 | 0 | 0 | |
| | | | Women | 0 | 0 | 0 | 0 | 0 | 0 | 0 | 0 | 0 | 0 | |
| | | | Total | 0 | 0 | 0 | 0 | 0 | 0 | 0 | 0 | 0 | 0 | 0 |
| 13.1101 Counselor Education/School Counseling and Guidance Services | 7 - Master's degree | 1 | Men | 0 | 0 | 0 | 0 | 0 | 0 | 0 | 0 | 0 | 0 | |
| | | | Women | 0 | 0 | 0 | 0 | 0 | 0 | 0 | 0 | 0 | 0 | |
| | | | Total | 0 | 0 | 0 | 0 | 0 | 0 | 0 | 0 | 0 | 0 | 0 |
| 13.1102 College Student Counseling and Personnel Services | 7 - Master's degree | 1 | Men | 0 | 0 | 0 | 1 | 1 | 0 | 0 | 0 | 0 | 2 | |
| | | | Women | 1 | 8 | 0 | 3 | 0 | 0 | 2 | 0 | 1 | 15 | |
| | | | Total | 1 | 8 | 0 | 4 | 1 | 0 | 2 | 0 | 1 | 17 | No |
| 13.1202 Elementary Education and Teaching | 6 - Postbaccalaureate certificates | 1 | Men | 0 | 0 | 0 | 0 | 0 | 0 | 0 | 0 | 0 | 0 | |
| | | | Women | 0 | 0 | 0 | 0 | 0 | 0 | 0 | 0 | 0 | 0 | |
| | | | Total | 0 | 0 | 0 | 0 | 0 | 0 | 0 | 0 | 0 | 0 | 0 |
| 13.1205 Secondary Education and Teaching | 6 - Postbaccalaureate certificates | 1 | Men | 0 | 0 | 0 | 0 | 0 | 0 | 0 | 0 | 0 | 0 | |
| | | | Women | 0 | 0 | 0 | 0 | 0 | 0 | 0 | 0 | 0 | 0 | |
| | | | Total | 0 | 0 | 0 | 0 | 0 | 0 | 0 | 0 | 0 | 0 | 0 |
| 13.1299 Teacher Education and Professional Development, Specific Levels and Methods, Other | 7 - Master's degree | 1 | Men | 0 | 0 | 0 | 0 | 0 | 0 | 1 | 0 | 0 | 1 | |
| | | | Women | 0 | 2 | 0 | 0 | 0 | 0 | 1 | 0 | 0 | 3 | |
| | | | Total | 0 | 2 | 0 | 0 | 0 | 0 | 2 | 0 | 0 | 4 | No |
| 13.1306 Foreign Language Teacher Education | 6 - Postbaccalaureate certificates | 1 | Men | 0 | 0 | 0 | 0 | 0 | 0 | 0 | 0 | 0 | 0 | |
| | | | Women | 0 | 0 | 0 | 0 | 0 | 0 | 0 | 0 | 0 | 0 | |
| | | | Total | 0 | 0 | 0 | 0 | 0 | 0 | 0 | 0 | 0 | 0 | 0 |
| 13.1312 Music Teacher Education | 7 - Master's degree | 1 | Men | 0 | 0 | 0 | 0 | 0 | 0 | 0 | 0 | 0 | 0 | |
| | | | Women | 0 | 0 | 0 | 0 | 0 | 0 | 0 | 0 | 0 | 0 | |
| | | | Total | 0 | 0 | 0 | 0 | 0 | 0 | 0 | 0 | 0 | 0 | 0 |
| 13.1399 Teacher Education and Professional Development, Specific Subject Areas, Other | 7 - Master's degree | 1 | Men | 1 | 18 | 1 | 8 | 7 | 1 | 33 | 0 | 4 | 73 | |
| | | | Women | 8 | 40 | 1 | 32 | 20 | 2 | 93 | 0 | 10 | 206 | |
| | | | Total | 9 | 58 | 2 | 40 | 27 | 3 | 126 | 0 | 14 | 279 | No |

| CIPCODE | Award Level | Major | Gender | Non Resident Alien | Hispanic / Latino | American Indian or Alaska Native | Asian | Black or African American | Native Hawaiian or Other Pacific Islander | White | Two or more Races | Race/ ethnicity unknown | Total | distance education program |
|---|---|-------|--------|--------------------|-------------------|----------------------------------|-------|---------------------------|---|-------|-------------------|-------------------------|-------|----------------------------|
| 14.0801 Civil Engineering, General | 5 - Bachelor's degree | 1 | Men | 1 | 7 | 0 | 1 | 1 | 0 | 7 | 0 | 0 | 17 | |
| | | | Women | 3 | 1 | 0 | 4 | 0 | 0 | 6 | 0 | 0 | 14 | |
| | | | Total | 4 | 8 | 0 | 5 | 1 | 0 | 13 | 0 | 0 | 31 | No |
| 14.0801 Civil Engineering, General | 7 - Master's degree | 1 | Men | 9 | 1 | 0 | 1 | 0 | 0 | 0 | 0 | 0 | 11 | |
| | | | Women | 2 | 0 | 0 | 0 | 0 | 0 | 0 | 0 | 0 | 2 | |
| | | | Total | 11 | 1 | 0 | 1 | 0 | 0 | 0 | 0 | 0 | 13 | No |
| 14.0801 Civil Engineering, General | 17 - Doctor's degree - research / scholarship | 1 | Men | 7 | 0 | 0 | 0 | 0 | 0 | 0 | 0 | 0 | 7 | |
| | | | Women | 1 | 0 | 0 | 0 | 0 | 0 | 1 | 0 | 1 | 3 | |
| | | | Total | 8 | 0 | 0 | 0 | 0 | 0 | 1 | 0 | 1 | 10 | No |
| 14.0801 Civil Engineering, General | 19 - Doctor's degree - Other | 1 | Men | 0 | 0 | 0 | 0 | 0 | 0 | 0 | 0 | 0 | 0 | |
| | | | Women | 0 | 0 | 0 | 0 | 0 | 0 | 0 | 0 | 0 | 0 | |
| | | | Total | 0 | 0 | 0 | 0 | 0 | 0 | 0 | 0 | 0 | 0 | No |
| 14.0803 Structural Engineering | 5 - Bachelor's degree | 1 | Men | 0 | 0 | 0 | 3 | 0 | 0 | 3 | 0 | 0 | 6 | |
| | | | Women | 0 | 2 | 0 | 3 | 1 | 0 | 1 | 1 | 0 | 8 | |
| | | | Total | 0 | 2 | 0 | 6 | 1 | 0 | 4 | 1 | 0 | 14 | No |
| 14.0803 Structural Engineering | 7 - Master's degree | 1 | Men | 30 | 2 | 0 | 5 | 1 | 0 | 5 | 0 | 1 | 44 | |
| | | | Women | 15 | 2 | 0 | 0 | 0 | 0 | 4 | 0 | 0 | 21 | |
| | | | Total | 45 | 4 | 0 | 5 | 1 | 0 | 9 | 0 | 1 | 65 | No |
| 14.0804 Transportation and Highway Engineering | 6 - Postbaccalaureate certificates | 1 | Men | 1 | 0 | 0 | 0 | 0 | 0 | 0 | 0 | 0 | 1 | |
| | | | Women | 0 | 0 | 0 | 0 | 0 | 0 | 0 | 0 | 0 | 0 | |
| | | | Total | 1 | 0 | 0 | 0 | 0 | 0 | 0 | 0 | 0 | 1 | No |
| 14.0804 Transportation and Highway Engineering | 7 - Master's degree | 1 | Men | 9 | 0 | 0 | 1 | 0 | 0 | 0 | 0 | 0 | 10 | |
| | | | Women | 4 | 0 | 0 | 0 | 0 | 0 | 0 | 0 | 0 | 4 | |
| | | | Total | 13 | 0 | 0 | 1 | 0 | 0 | 0 | 0 | 0 | 14 | No |
| 14.0805 Water Resources Engineering | 7 - Master's degree | 1 | Men | 3 | 0 | 0 | 0 | 0 | 0 | 0 | 0 | 0 | 3 | |
| | | | Women | 4 | 0 | 0 | 0 | 0 | 0 | 0 | 0 | 0 | 4 | |
| | | | Total | 7 | 0 | 0 | 0 | 0 | 0 | 0 | 0 | 0 | 7 | No |
| 14.0899 Civil Engineering, Other | 5 - Bachelor's degree | 1 | Men | 2 | 0 | 0 | 0 | 0 | 0 | 2 | 0 | 0 | 4 | |
| | | | Women | 0 | 1 | 0 | 0 | 0 | 0 | 1 | 0 | 0 | 2 | |
| | | | Total | 2 | 1 | 0 | 0 | 0 | 0 | 3 | 0 | 0 | 6 | No |
| 14.0901 Computer Engineering, General | 5 - Bachelor's degree | 1 | Men | 3 | 1 | 1 | 9 | 1 | 0 | 11 | 0 | 0 | 26 | |
| | | | Women | 2 | 0 | 0 | 5 | 0 | 0 | 1 | 0 | 8 | | |
| | | | Total | 5 | 1 | 1 | 14 | 1 | 0 | 11 | 1 | 0 | 34 | No |
| 14.0901 Computer Engineering, General | 7 - Master's degree | 1 | Men | 8 | 0 | 0 | 1 | 0 | 0 | 0 | 0 | 1 | 10 | |
| | | | Women | 3 | 0 | 0 | 0 | 0 | 0 | 1 | 0 | 0 | 4 | |
| | | | Total | 11 | 0 | 0 | 1 | 0 | 0 | 1 | 0 | 1 | 14 | No |
| 14.0901 Computer Engineering, General | 17 - Doctor's degree - research / scholarship | 1 | Men | 2 | 0 | 0 | 1 | 0 | 0 | 0 | 0 | 0 | 3 | |
| | | | Women | 3 | 0 | 0 | 0 | 0 | 0 | 0 | 0 | 0 | 3 | |
| | | | Total | 5 | 0 | 0 | 1 | 0 | 0 | 0 | 0 | 0 | 6 | No |
| 14.0903 Computer Software Engineering | 6 - Postbaccalaureate certificates | 1 | Men | 0 | 0 | 0 | 0 | 0 | 0 | 1 | 0 | 1 | 2 | |
| | | | Women | 0 | 0 | 0 | 0 | 0 | 0 | 0 | 0 | 0 | 0 | |
| | | | Total | 0 | 0 | 0 | 0 | 0 | 0 | 1 | 0 | 1 | 2 | No |
| 14.1001 Electrical and Electronics Engineerin | 5 - Bachelor's degree | 1 | Men | 17 | 22 | 0 | 24 | 0 | 0 | 23 | 2 | 2 | 90 | |
| | | | Women | 0 | 2 | 0 | 11 | 2 | 0 | 4 | 1 | 1 | 21 | |
| | | | Total | 17 | 24 | 0 | 35 | 2 | 0 | 27 | 3 | 3 | 111 | No |
| 14.1001 | | 1 | Men | 280 | 4 | 0 | 14 | 1 | 0 | 25 | 2 | 3 | 329 | |

| CIPCODE | Award Level | Major | Gender | Non Resident Alien | Hispanic / Latino | American Indian or Alaska Native | Asian | Black or African American | Native Hawaiian or Other Pacific Islander | White | Two or more Races | Race/ ethnicity unknown | Total | distance education program |
|---|---|-------|--------|--------------------|-------------------|----------------------------------|-------|---------------------------|---|-------|-------------------|-------------------------|-------|----------------------------|
| Electrical and Electronics Engineering | 7 - Master's degree | | Women | 118 | 3 | 0 | 5 | 1 | 0 | 4 | 0 | 1 | 132 | |
| | | | Total | 398 | 7 | 0 | 19 | 2 | 0 | 29 | 2 | 4 | 461 | No |
| 14.1001 | 17 - Doctor's degree - research / scholarship | 1 | Men | 34 | 0 | 0 | 3 | 0 | 0 | 6 | 0 | 0 | 43 | |
| Electrical and Electronics Engineering | | | Women | 6 | 0 | 0 | 0 | 0 | 0 | 1 | 0 | 0 | 7 | |
| | | Total | 40 | 0 | 0 | 3 | 0 | 0 | 7 | 0 | 0 | 50 | No | |
| 14.1001 | 19 - Doctor's degree - Other | 1 | Men | 1 | 0 | 0 | 0 | 0 | 0 | 0 | 0 | 0 | 1 | |
| Electrical and Electronics Engineering | | | Women | 0 | 0 | 0 | 0 | 0 | 0 | 0 | 0 | 0 | 0 | 0 |
| | | Total | 1 | 0 | 0 | 0 | 0 | 0 | 0 | 0 | 0 | 0 | 1 | Yes |
| 14.1004 | 7 - Master's degree | 1 | Men | 0 | 0 | 0 | 0 | 0 | 0 | 0 | 0 | 0 | 0 | |
| Telecommunications Engineering | | | Women | 0 | 0 | 0 | 0 | 0 | 0 | 0 | 0 | 0 | 0 | 0 |
| | | Total | 0 | 0 | 0 | 0 | 0 | 0 | 0 | 0 | 0 | 0 | 0 | No |
| 14.1099 | 7 - Master's degree | 1 | Men | 3 | 1 | 0 | 0 | 0 | 0 | 0 | 0 | 0 | 4 | |
| Electrical, Electronics and Communications Engineering, Other | | | Women | 5 | 0 | 0 | 0 | 0 | 0 | 0 | 0 | 0 | 0 | 5 |
| | | Total | 8 | 1 | 0 | 0 | 0 | 0 | 0 | 0 | 0 | 0 | 9 | No |
| 14.1401 | 5 - Bachelor's degree | 1 | Men | 1 | 0 | 0 | 0 | 0 | 0 | 2 | 0 | 0 | 3 | |
| Environmental/Environmental Health Engineering | | | Women | 1 | 0 | 0 | 0 | 0 | 0 | 1 | 0 | 0 | 0 | 2 |
| | | Total | 2 | 0 | 0 | 0 | 0 | 0 | 0 | 3 | 0 | 0 | 5 | No |
| 14.1401 | 7 - Master's degree | 1 | Men | 5 | 0 | 0 | 1 | 0 | 0 | 1 | 0 | 0 | 7 | |
| Environmental/Environmental Health Engineering | | | Women | 7 | 1 | 0 | 1 | 0 | 0 | 2 | 0 | 0 | 0 | 11 |
| | | Total | 12 | 1 | 0 | 2 | 0 | 0 | 3 | 0 | 0 | 0 | 18 | No |
| 14.1401 | 17 - Doctor's degree - research / scholarship | 1 | Men | 2 | 0 | 0 | 0 | 0 | 0 | 0 | 0 | 0 | 2 | |
| Environmental/Environmental Health Engineering | | | Women | 0 | 0 | 0 | 0 | 0 | 0 | 1 | 0 | 0 | 0 | 1 |
| | | Total | 2 | 0 | 0 | 0 | 0 | 0 | 0 | 1 | 0 | 0 | 3 | No |
| 14.1401 | 19 - Doctor's degree - Other | 1 | Men | 0 | 0 | 0 | 0 | 0 | 0 | 0 | 0 | 0 | 0 | |
| Environmental/Environmental Health Engineering | | | Women | 0 | 0 | 0 | 0 | 0 | 0 | 0 | 0 | 0 | 0 | 0 |
| | | Total | 0 | 0 | 0 | 0 | 0 | 0 | 0 | 0 | 0 | 0 | 0 | No |
| 14.1801 | 7 - Master's degree | 1 | Men | 26 | 0 | 0 | 3 | 0 | 0 | 2 | 0 | 0 | 31 | |
| Materials Engineering | | | Women | 10 | 0 | 0 | 1 | 0 | 0 | 0 | 0 | 0 | 0 | 11 |
| | | Total | 36 | 0 | 0 | 4 | 0 | 0 | 0 | 2 | 0 | 0 | 42 | Yes |
| 14.1901 | 5 - Bachelor's degree | 1 | Men | 9 | 12 | 0 | 14 | 4 | 0 | 38 | 3 | 1 | 81 | |
| Mechanical Engineering | | | Women | 3 | 3 | 0 | 6 | 0 | 0 | 11 | 2 | 0 | 0 | 25 |
| | | Total | 12 | 15 | 0 | 20 | 4 | 0 | 49 | 5 | 1 | 106 | No | |
| 14.1901 | 7 - Master's degree | 1 | Men | 51 | 8 | 0 | 11 | 0 | 0 | 18 | 3 | 1 | 92 | |
| Mechanical Engineering | | | Women | 10 | 0 | 0 | 2 | 0 | 0 | 2 | 2 | 0 | 0 | 16 |
| | | Total | 61 | 8 | 0 | 13 | 0 | 0 | 20 | 5 | 1 | 108 | No | |
| 14.1901 | 17 - Doctor's degree - research / scholarship | 1 | Men | 9 | 0 | 0 | 1 | 0 | 0 | 3 | 0 | 0 | 13 | |
| Mechanical Engineering | | | Women | 1 | 0 | 0 | 0 | 0 | 0 | 0 | 0 | 0 | 0 | 1 |
| | | Total | 10 | 0 | 0 | 1 | 0 | 0 | 3 | 0 | 0 | 0 | 14 | No |
| 14.1901 | 19 - Doctor's degree - Other | 1 | Men | 0 | 0 | 0 | 0 | 0 | 0 | 0 | 0 | 0 | 0 | |
| Mechanical Engineering | | | Women | 0 | 0 | 0 | 0 | 0 | 0 | 0 | 0 | 0 | 0 | 0 |
| | | Total | 0 | 0 | 0 | 0 | 0 | 0 | 0 | 0 | 0 | 0 | 0 | No |
| 14.2501 | 6 - Postbaccalaureate certificates | 1 | Men | 0 | 0 | 0 | 0 | 0 | 0 | 0 | 0 | 0 | 0 | |
| Petroleum Engineering | | | Women | 0 | 0 | 0 | 0 | 0 | 0 | 0 | 0 | 0 | 0 | 0 |
| | | Total | 0 | 0 | 0 | 0 | 0 | 0 | 0 | 0 | 0 | 0 | 0 | Yes |
| 14.2501 | 7 - Master's degree | 1 | Men | 42 | 4 | 0 | 5 | 2 | 0 | 5 | 0 | 1 | 59 | |
| Petroleum Engineering | | | Women | 14 | 0 | 0 | 1 | 0 | 0 | 4 | 0 | 1 | 20 | |

| CIPCODE | Award Level | Major | Gender | Non Resident Alien | Hispanic / Latino | American Indian or Alaska Native | Asian | Black or African American | Native Hawaiian or Other Pacific Islander | White | Two or more Races | Race/ ethnicity unknown | Total | distance education program |
|--------------------------------------|---|-------|--------|--------------------|-------------------|----------------------------------|-------|---------------------------|---|-------|-------------------|-------------------------|-------|----------------------------|
| 14.2501 Petroleum Engineering | 17 - Doctor's degree - research / scholarship | 1 | Total | 56 | 4 | 0 | 6 | 2 | 0 | 9 | 0 | 2 | 79 | Yes |
| | | | Men | 1 | 0 | 0 | 0 | 0 | 0 | 0 | 0 | 0 | 1 | |
| | | | Women | 0 | 0 | 0 | 0 | 0 | 0 | 0 | 0 | 0 | 0 | 0 |
| 14.2501 Petroleum Engineering | 19 - Doctor's degree - Other | 1 | Total | 1 | 0 | 0 | 0 | 0 | 0 | 0 | 0 | 0 | 1 | No |
| | | | Men | 0 | 0 | 0 | 0 | 0 | 0 | 0 | 0 | 0 | 0 | |
| | | | Women | 0 | 0 | 0 | 0 | 0 | 0 | 0 | 0 | 0 | 0 | 0 |
| 14.2701 Systems Engineering | 6 - Postbaccalaureate certificates | 1 | Total | 0 | 0 | 0 | 0 | 0 | 0 | 0 | 0 | 0 | 0 | No |
| | | | Men | 0 | 0 | 0 | 1 | 0 | 2 | 0 | 0 | 3 | | |
| | | | Women | 0 | 0 | 0 | 0 | 1 | 0 | 2 | 0 | 0 | 3 | |
| 14.2701 Systems Engineering | 7 - Master's degree | 1 | Total | 0 | 0 | 0 | 1 | 1 | 0 | 4 | 0 | 0 | 6 | No |
| | | | Men | 4 | 0 | 1 | 3 | 1 | 0 | 17 | 1 | 0 | 27 | |
| | | | Women | 1 | 1 | 0 | 1 | 0 | 0 | 1 | 0 | 0 | 4 | |
| 14.3501 Industrial Engineering | 5 - Bachelor's degree | 1 | Total | 5 | 1 | 1 | 4 | 1 | 0 | 18 | 1 | 0 | 31 | No |
| | | | Men | 11 | 8 | 0 | 14 | 1 | 0 | 18 | 1 | 0 | 53 | |
| | | | Women | 6 | 4 | 0 | 8 | 1 | 0 | 16 | 4 | 0 | 39 | |
| 14.3501 Industrial Engineering | 7 - Master's degree | 1 | Total | 17 | 12 | 0 | 22 | 2 | 0 | 34 | 5 | 0 | 92 | No |
| | | | Men | 18 | 0 | 0 | 1 | 0 | 0 | 7 | 1 | 0 | 27 | |
| | | | Women | 14 | 0 | 0 | 1 | 0 | 0 | 2 | 0 | 0 | 17 | |
| 14.3501 Industrial Engineering | 17 - Doctor's degree - research / scholarship | 1 | Total | 32 | 0 | 0 | 2 | 0 | 0 | 9 | 1 | 0 | 44 | Yes |
| | | | Men | 3 | 0 | 0 | 0 | 0 | 0 | 0 | 0 | 0 | 3 | |
| | | | Women | 2 | 0 | 0 | 0 | 0 | 0 | 0 | 0 | 0 | 2 | |
| 14.3501 Industrial Engineering | 19 - Doctor's degree - Other | 1 | Total | 5 | 0 | 0 | 0 | 0 | 0 | 0 | 0 | 0 | 5 | No |
| | | | Men | 0 | 0 | 0 | 0 | 0 | 0 | 0 | 0 | 0 | 0 | |
| | | | Women | 0 | 0 | 0 | 0 | 0 | 0 | 0 | 0 | 0 | 0 | |
| 14.3601 Manufacturing Engineering | 7 - Master's degree | 1 | Total | 0 | 0 | 0 | 0 | 0 | 0 | 0 | 0 | 0 | 0 | No |
| | | | Men | 4 | 0 | 0 | 0 | 0 | 0 | 0 | 0 | 0 | 4 | |
| | | | Women | 2 | 0 | 0 | 0 | 0 | 0 | 0 | 0 | 0 | 2 | |
| 14.3701 Operations Research | 7 - Master's degree | 1 | Total | 6 | 0 | 0 | 0 | 0 | 0 | 0 | 0 | 0 | 6 | No |
| | | | Men | 5 | 0 | 0 | 0 | 0 | 0 | 2 | 0 | 0 | 7 | |
| | | | Women | 2 | 0 | 0 | 0 | 0 | 0 | 0 | 0 | 0 | 2 | |
| 14.9999 Engineering, Other | 6 - Postbaccalaureate certificates | 1 | Total | 7 | 0 | 0 | 0 | 0 | 0 | 2 | 0 | 0 | 9 | No |
| | | | Men | 5 | 0 | 0 | 2 | 1 | 0 | 3 | 0 | 2 | 13 | |
| | | | Women | 0 | 0 | 0 | 0 | 0 | 0 | 1 | 0 | 1 | 2 | |
| 14.9999 Engineering, Other | 7 - Master's degree | 1 | Total | 5 | 0 | 0 | 2 | 1 | 0 | 4 | 0 | 3 | 15 | No |
| | | | Men | 60 | 2 | 0 | 8 | 3 | 0 | 10 | 1 | 0 | 84 | |
| | | | Women | 27 | 1 | 0 | 4 | 0 | 0 | 6 | 0 | 0 | 38 | |
| 16.0102 Linguistics | 5 - Bachelor's degree | 1 | Total | 87 | 3 | 0 | 12 | 3 | 0 | 16 | 1 | 0 | 122 | No |
| | | | Men | 0 | 0 | 0 | 0 | 0 | 0 | 0 | 0 | 0 | 0 | |
| | | | Women | 0 | 1 | 0 | 0 | 0 | 0 | 1 | 0 | 0 | 2 | |
| 16.0102 Linguistics | 7 - Master's degree | 1 | Total | 0 | 1 | 0 | 0 | 0 | 0 | 1 | 0 | 0 | 2 | No |
| | | | Men | 0 | 0 | 0 | 0 | 0 | 0 | 1 | 0 | 0 | 1 | |
| | | | Women | 4 | 0 | 0 | 0 | 0 | 0 | 1 | 0 | 0 | 5 | |
| 16.0102 Linguistics | 17 - Doctor's degree - research / scholarship | 1 | Total | 4 | 0 | 0 | 0 | 0 | 0 | 2 | 0 | 0 | 6 | No |
| | | | Men | 0 | 0 | 0 | 0 | 0 | 0 | 0 | 0 | 0 | 0 | |
| | | | Women | 2 | 0 | 0 | 2 | 0 | 0 | 0 | 1 | 0 | 5 | |
| 16.0102 Linguistics | 17 - Doctor's degree - research / scholarship | 1 | Total | 2 | 0 | 0 | 2 | 0 | 0 | 0 | 1 | 0 | 5 | No |
| | | | Men | 0 | 0 | 0 | 0 | 0 | 0 | 0 | 0 | 0 | 0 | |
| | | | Women | 2 | 0 | 0 | 2 | 0 | 0 | 0 | 1 | 0 | 5 | |

| CIPCODE | Award Level | Major | Gender | Non Resident Alien | Hispanic / Latino | American Indian or Alaska Native | Asian | Black or African American | Native Hawaiian or Other Pacific Islander | White | Two or more Races | Race/ ethnicity unknown | Total | distance education program |
|---|---|-------|--------|--------------------|-------------------|----------------------------------|-------|---------------------------|---|-------|-------------------|-------------------------|-------|----------------------------|
| 16.0501 German Language and Literature | 17 - Doctor's degree - research / scholarship | 1 | Men | 0 | 0 | 0 | 0 | 0 | 0 | 0 | 0 | 0 | 0 | |
| | | | Women | 0 | 0 | 0 | 0 | 0 | 0 | 0 | 0 | 0 | 0 | |
| | | | Total | 0 | 0 | 0 | 0 | 0 | 0 | 0 | 0 | 0 | 0 | No |
| 16.0901 French Language and Literature | 5 - Bachelor's degree | 1 | Men | 0 | 1 | 0 | 0 | 0 | 0 | 0 | 0 | 0 | 1 | |
| | | | Women | 1 | 1 | 0 | 0 | 0 | 0 | 1 | 0 | 0 | 3 | |
| | | | Total | 1 | 2 | 0 | 0 | 0 | 0 | 1 | 0 | 0 | 4 | No |
| 16.0901 French Language and Literature | 17 - Doctor's degree - research / scholarship | 1 | Men | 0 | 0 | 0 | 0 | 0 | 0 | 0 | 0 | 0 | 0 | |
| | | | Women | 0 | 0 | 0 | 0 | 0 | 0 | 1 | 0 | 1 | 2 | |
| | | | Total | 0 | 0 | 0 | 0 | 0 | 0 | 1 | 0 | 1 | 2 | No |
| 16.0901 French Language and Literature | 5 - Bachelor's degree | 2 | Men | 0 | 0 | 0 | 0 | 0 | 0 | 1 | 0 | 0 | 1 | |
| | | | Women | 0 | 0 | 0 | 0 | 1 | 0 | 2 | 1 | 0 | 4 | |
| | | | Total | 0 | 0 | 0 | 0 | 1 | 0 | 3 | 1 | 0 | 5 | No |
| 16.0902 Italian Language and Literature | 5 - Bachelor's degree | 1 | Men | 0 | 0 | 0 | 0 | 0 | 0 | 0 | 0 | 0 | 0 | |
| | | | Women | 0 | 0 | 0 | 0 | 0 | 0 | 2 | 0 | 0 | 2 | |
| | | | Total | 0 | 0 | 0 | 0 | 0 | 0 | 2 | 0 | 0 | 2 | No |
| 16.0902 Italian Language and Literature | 5 - Bachelor's degree | 2 | Men | 0 | 0 | 0 | 0 | 0 | 0 | 0 | 0 | 0 | 0 | |
| | | | Women | 0 | 0 | 0 | 0 | 0 | 0 | 3 | 0 | 0 | 3 | |
| | | | Total | 0 | 0 | 0 | 0 | 0 | 0 | 3 | 0 | 0 | 3 | No |
| 16.0905 Spanish Language and Literature | 5 - Bachelor's degree | 1 | Men | 0 | 2 | 0 | 0 | 0 | 0 | 0 | 0 | 0 | 2 | |
| | | | Women | 0 | 3 | 0 | 2 | 2 | 0 | 2 | 0 | 0 | 9 | |
| | | | Total | 0 | 5 | 0 | 2 | 2 | 0 | 2 | 0 | 0 | 11 | No |
| 16.0905 Spanish Language and Literature | 5 - Bachelor's degree | 2 | Men | 0 | 0 | 0 | 0 | 0 | 0 | 3 | 0 | 0 | 3 | |
| | | | Women | 0 | 1 | 0 | 2 | 0 | 0 | 2 | 1 | 0 | 6 | |
| | | | Total | 0 | 1 | 0 | 2 | 0 | 0 | 5 | 1 | 0 | 9 | No |
| 16.0908 Hispanic and Latin American Languages, Literatures, and Linguistics, General | 7 - Master's degree | 1 | Men | 0 | 0 | 0 | 0 | 0 | 0 | 0 | 0 | 0 | 0 | |
| | | | Women | 0 | 0 | 0 | 0 | 0 | 0 | 0 | 0 | 0 | 0 | |
| | | | Total | 0 | 0 | 0 | 0 | 0 | 0 | 0 | 0 | 0 | 0 | No |
| 16.0908 Hispanic and Latin American Languages, Literatures, and Linguistics, General | 17 - Doctor's degree - research / scholarship | 1 | Men | 0 | 0 | 0 | 0 | 0 | 0 | 0 | 0 | 0 | 0 | |
| | | | Women | 0 | 0 | 0 | 0 | 0 | 0 | 0 | 0 | 0 | 0 | |
| | | | Total | 0 | 0 | 0 | 0 | 0 | 0 | 0 | 0 | 0 | 0 | No |
| 16.1200 Classics and Classical Languages, Literatures, and Linguistics, General | 5 - Bachelor's degree | 1 | Men | 0 | 0 | 0 | 0 | 0 | 0 | 0 | 1 | 0 | 1 | |
| | | | Women | 0 | 1 | 0 | 0 | 0 | 0 | 1 | 1 | 0 | 3 | |
| | | | Total | 0 | 1 | 0 | 0 | 0 | 0 | 1 | 2 | 0 | 4 | No |
| 16.1200 Classics and Classical Languages, Literatures, and Linguistics, General | 7 - Master's degree | 1 | Men | 0 | 0 | 0 | 0 | 0 | 0 | 1 | 0 | 0 | 1 | |
| | | | Women | 0 | 0 | 0 | 0 | 0 | 0 | 0 | 0 | 1 | 1 | |
| | | | Total | 0 | 0 | 0 | 0 | 0 | 0 | 1 | 0 | 1 | 2 | No |
| 16.1200 Classics and Classical Languages, Literatures, and Linguistics, General | 17 - Doctor's degree - research / scholarship | 1 | Men | 0 | 0 | 1 | 0 | 0 | 0 | 0 | 0 | 0 | 1 | |
| | | | Women | 0 | 0 | 0 | 0 | 0 | 0 | 1 | 0 | 0 | 1 | |
| | | | Total | 0 | 0 | 1 | 0 | 0 | 0 | 1 | 0 | 0 | 2 | No |
| 16.1200 Classics and Classical Languages, Literatures, and Linguistics, General | 5 - Bachelor's degree | 2 | Men | 0 | 0 | 0 | 0 | 0 | 0 | 0 | 0 | 0 | 0 | |
| | | | Women | 0 | 0 | 0 | 0 | 0 | 0 | 0 | 1 | 0 | 1 | |
| | | | Total | 0 | 0 | 0 | 0 | 0 | 0 | 0 | 1 | 0 | 1 | No |
| 22.0101 Law | | 1 | Men | 7 | 17 | 0 | 15 | 6 | 0 | 57 | 0 | 3 | 105 | |
| | | | Women | 3 | 20 | 0 | 24 | 7 | 0 | 36 | 0 | 4 | 94 | |

| CIPCODE | Award Level | Major | Gender | Non Resident Alien | Hispanic / Latino | American Indian or Alaska Native | Asian | Black or African American | Native Hawaiian or Other Pacific Islander | White | Two or more Races | Race/ ethnicity unknown | Total | distance education program | |
|--|---|-------|--------|--------------------|-------------------|----------------------------------|-------|---------------------------|---|-------|-------------------|-------------------------|-------|----------------------------|----|
| | 18 - Doctor's degree - professional practice | | Total | 10 | 37 | 0 | 39 | 13 | 0 | 93 | 0 | 7 | 199 | No | |
| 22.0202 Programs for Foreign Lawyers | 7 - Master's degree | 1 | Men | 99 | 1 | 0 | 0 | 0 | 0 | 0 | 0 | 17 | 117 | | |
| | | | Women | 93 | 0 | 0 | 2 | 0 | 0 | 0 | 0 | 0 | 12 | 107 | |
| | | | Total | 192 | 1 | 0 | 2 | 0 | 0 | 0 | 0 | 0 | 29 | 224 | No |
| 22.0203 American/U.S. Law/Legal Studies/Jurisprudence | 6 - Postbaccalaureate certificates | 1 | Men | 0 | 0 | 0 | 0 | 0 | 0 | 0 | 0 | 0 | 0 | | |
| | | | Women | 0 | 0 | 0 | 0 | 0 | 0 | 0 | 0 | 0 | 0 | 0 | |
| | | | Total | 0 | 0 | 0 | 0 | 0 | 0 | 0 | 0 | 0 | 0 | 0 | No |
| 22.0203 American/U.S. Law/Legal Studies/Jurisprudence | 7 - Master's degree | 1 | Men | 0 | 0 | 0 | 0 | 0 | 0 | 0 | 0 | 0 | 0 | | |
| | | | Women | 0 | 0 | 0 | 0 | 0 | 0 | 0 | 0 | 0 | 0 | 0 | |
| | | | Total | 0 | 0 | 0 | 0 | 0 | 0 | 0 | 0 | 0 | 0 | 0 | No |
| 22.0205 Banking, Corporate, Finance, and Securities Law | 6 - Postbaccalaureate certificates | 1 | Men | 1 | 1 | 0 | 0 | 0 | 0 | 0 | 0 | 5 | 7 | | |
| | | | Women | 1 | 0 | 0 | 2 | 1 | 0 | 0 | 0 | 3 | 7 | | |
| | | | Total | 2 | 1 | 0 | 2 | 1 | 0 | 0 | 0 | 8 | 14 | No | |
| 22.0206 Comparative Law | 7 - Master's degree | 1 | Men | 2 | 0 | 0 | 0 | 0 | 0 | 0 | 0 | 0 | 2 | | |
| | | | Women | 0 | 0 | 0 | 0 | 0 | 0 | 0 | 0 | 0 | 0 | 0 | |
| | | | Total | 2 | 0 | 0 | 0 | 0 | 0 | 0 | 0 | 0 | 0 | 2 | No |
| 22.0211 Tax Law/Taxation | 7 - Master's degree | 1 | Men | 0 | 0 | 0 | 0 | 0 | 0 | 0 | 0 | 0 | 0 | | |
| | | | Women | 0 | 0 | 0 | 0 | 0 | 0 | 0 | 0 | 0 | 0 | 0 | |
| | | | Total | 0 | 0 | 0 | 0 | 0 | 0 | 0 | 0 | 0 | 0 | 0 | No |
| 22.0212 Intellectual Property Law | 6 - Postbaccalaureate certificates | 1 | Men | 0 | 0 | 0 | 0 | 0 | 0 | 0 | 0 | 0 | 0 | | |
| | | | Women | 0 | 0 | 0 | 0 | 0 | 0 | 0 | 0 | 0 | 0 | 0 | |
| | | | Total | 0 | 0 | 0 | 0 | 0 | 0 | 0 | 0 | 0 | 0 | 0 | No |
| 22.0299 Legal Research and Advanced Professional Studies, Other | 6 - Postbaccalaureate certificates | 1 | Men | 0 | 0 | 0 | 0 | 0 | 0 | 0 | 0 | 0 | 0 | | |
| | | | Women | 0 | 0 | 0 | 0 | 0 | 0 | 0 | 0 | 0 | 0 | 0 | |
| | | | Total | 0 | 0 | 0 | 0 | 0 | 0 | 0 | 0 | 0 | 0 | 0 | No |
| 22.9999 Legal Professions and Studies, Other | 6 - Postbaccalaureate certificates | 1 | Men | 68 | 4 | 0 | 7 | 2 | 0 | 34 | 0 | 7 | 122 | | |
| | | | Women | 72 | 5 | 0 | 7 | 1 | 18 | 0 | 5 | 108 | | | |
| | | | Total | 140 | 9 | 0 | 14 | 3 | 52 | 0 | 12 | 230 | No | | |
| 23.0101 English Language and Literature, General | 5 - Bachelor's degree | 1 | Men | 0 | 1 | 0 | 1 | 1 | 0 | 6 | 1 | 0 | 10 | | |
| | | | Women | 1 | 1 | 0 | 7 | 0 | 9 | 1 | 1 | 20 | | | |
| | | | Total | 1 | 2 | 0 | 8 | 1 | 15 | 2 | 1 | 30 | No | | |
| 23.0101 English Language and Literature, General | 7 - Master's degree | 1 | Men | 0 | 0 | 0 | 0 | 0 | 0 | 0 | 0 | 0 | 0 | | |
| | | | Women | 0 | 0 | 0 | 0 | 0 | 0 | 0 | 0 | 0 | 0 | 0 | |
| | | | Total | 0 | 0 | 0 | 0 | 0 | 0 | 0 | 0 | 0 | 0 | 0 | No |
| 23.0101 English Language and Literature, General | 17 - Doctor's degree - research / scholarship | 1 | Men | 2 | 0 | 0 | 1 | 0 | 0 | 2 | 0 | 1 | 6 | | |
| | | | Women | 0 | 0 | 0 | 0 | 0 | 5 | 0 | 1 | 6 | | | |
| | | | Total | 2 | 0 | 0 | 1 | 0 | 7 | 0 | 2 | 12 | No | | |
| 23.0101 English Language and Literature, General | 5 - Bachelor's degree | 2 | Men | 0 | 1 | 0 | 0 | 0 | 0 | 0 | 0 | 0 | 1 | | |
| | | | Women | 0 | 2 | 1 | 0 | 0 | 2 | 0 | 0 | 5 | | | |
| | | | Total | 0 | 3 | 1 | 0 | 0 | 2 | 0 | 0 | 6 | No | | |
| 23.1302 Creative Writing | 5 - Bachelor's degree | 1 | Men | 0 | 2 | 1 | 1 | 0 | 0 | 9 | 0 | 0 | 13 | | |
| | | | Women | 0 | 5 | 0 | 8 | 1 | 12 | 1 | 2 | 29 | | | |
| | | | Total | 0 | 7 | 1 | 9 | 1 | 21 | 1 | 2 | 42 | No | | |

| CIPCODE | Award Level | Major | Gender | Non Resident Alien | Hispanic / Latino | American Indian or Alaska Native | Asian | Black or African American | Native Hawaiian or Other Pacific Islander | White | Two or more Races | Race/ ethnicity unknown | Total | distance education program |
|--|---|-------|--------|--------------------|-------------------|----------------------------------|-------|---------------------------|---|-------|-------------------|-------------------------|-------|----------------------------|
| 23.1302 Creative Writing | 7 - Master's degree | 1 | Men | 0 | 1 | 0 | 2 | 0 | 0 | 3 | 0 | 0 | 6 | |
| | | | Women | 0 | 1 | 0 | 0 | 1 | 0 | 10 | 0 | 0 | 12 | |
| | | | Total | 0 | 2 | 0 | 2 | 1 | 0 | 13 | 0 | 0 | 18 | No |
| 23.1302 Creative Writing | 5 - Bachelor's degree | 2 | Men | 0 | 0 | 0 | 0 | 0 | 0 | 3 | 0 | 0 | 3 | |
| | | | Women | 1 | 1 | 0 | 0 | 1 | 0 | 2 | 0 | 0 | 5 | |
| | | | Total | 1 | 1 | 0 | 0 | 1 | 0 | 5 | 0 | 0 | 8 | No |
| 23.1399 Rhetoric and Composition/Writing Studies, Other | 7 - Master's degree | 1 | Men | 0 | 0 | 0 | 0 | 0 | 0 | 0 | 0 | 0 | 0 | |
| | | | Women | 0 | 0 | 0 | 0 | 0 | 0 | 0 | 0 | 0 | 0 | |
| | | | Total | 0 | 0 | 0 | 0 | 0 | 0 | 0 | 0 | 0 | 0 | No |
| 24.0101 Liberal Arts and Sciences/Liberal Studies | 7 - Master's degree | 1 | Men | 0 | 0 | 0 | 0 | 0 | 0 | 3 | 0 | 1 | 4 | |
| | | | Women | 0 | 0 | 0 | 0 | 0 | 0 | 1 | 0 | 0 | 1 | |
| | | | Total | 0 | 0 | 0 | 0 | 0 | 0 | 4 | 0 | 1 | 5 | No |
| 25.0101 Library and Information Science | 6 - Postbaccalaureate certificates | 1 | Men | 0 | 0 | 0 | 0 | 0 | 0 | 0 | 0 | 0 | 0 | |
| | | | Women | 0 | 0 | 0 | 0 | 0 | 0 | 0 | 0 | 0 | 0 | |
| | | | Total | 0 | 0 | 0 | 0 | 0 | 0 | 0 | 0 | 0 | 0 | No |
| 25.0101 Library and Information Science | 7 - Master's degree | 1 | Men | 0 | 0 | 0 | 1 | 1 | 0 | 1 | 0 | 0 | 3 | |
| | | | Women | 0 | 2 | 0 | 1 | 2 | 0 | 4 | 0 | 0 | 9 | |
| | | | Total | 0 | 2 | 0 | 2 | 3 | 0 | 5 | 0 | 0 | 12 | No |
| 26.0101 Biology/Biological Sciences, General | 5 - Bachelor's degree | 1 | Men | 1 | 5 | 0 | 34 | 1 | 0 | 16 | 1 | 4 | 62 | |
| | | | Women | 2 | 7 | 1 | 25 | 4 | 0 | 22 | 2 | 0 | 63 | |
| | | | Total | 3 | 12 | 1 | 59 | 5 | 0 | 38 | 3 | 4 | 125 | No |
| 26.0101 Biology/Biological Sciences, General | 7 - Master's degree | 1 | Men | 1 | 0 | 0 | 0 | 0 | 0 | 2 | 0 | 0 | 3 | |
| | | | Women | 1 | 0 | 0 | 0 | 0 | 0 | 0 | 0 | 0 | 1 | |
| | | | Total | 2 | 0 | 0 | 0 | 0 | 0 | 2 | 0 | 0 | 4 | No |
| 26.0101 Biology/Biological Sciences, General | 17 - Doctor's degree - research / scholarship | 1 | Men | 0 | 0 | 0 | 0 | 0 | 0 | 1 | 0 | 0 | 1 | |
| | | | Women | 0 | 0 | 0 | 0 | 0 | 0 | 0 | 0 | 0 | 0 | |
| | | | Total | 0 | 0 | 0 | 0 | 0 | 0 | 1 | 0 | 0 | 1 | No |
| 26.0101 Biology/Biological Sciences, General | 5 - Bachelor's degree | 2 | Men | 0 | 2 | 0 | 1 | 1 | 0 | 0 | 0 | 0 | 4 | |
| | | | Women | 1 | 0 | 0 | 3 | 0 | 0 | 0 | 1 | 0 | 5 | |
| | | | Total | 1 | 2 | 0 | 4 | 1 | 0 | 0 | 1 | 0 | 9 | No |
| 26.0102 Biomedical Sciences, General | 17 - Doctor's degree - research / scholarship | 1 | Men | 0 | 0 | 0 | 0 | 0 | 0 | 0 | 0 | 0 | 0 | |
| | | | Women | 0 | 0 | 0 | 0 | 0 | 0 | 1 | 0 | 0 | 1 | |
| | | | Total | 0 | 0 | 0 | 0 | 0 | 0 | 1 | 0 | 0 | 1 | No |
| 26.0202 Biochemistry | 5 - Bachelor's degree | 1 | Men | 0 | 3 | 0 | 8 | 0 | 0 | 6 | 1 | 0 | 18 | |
| | | | Women | 0 | 1 | 0 | 10 | 0 | 0 | 5 | 1 | 0 | 17 | |
| | | | Total | 0 | 4 | 0 | 18 | 0 | 0 | 11 | 2 | 0 | 35 | No |
| 26.0202 Biochemistry | 5 - Bachelor's degree | 2 | Men | 0 | 0 | 0 | 0 | 0 | 0 | 0 | 0 | 0 | 0 | |
| | | | Women | 0 | 0 | 0 | 0 | 0 | 0 | 1 | 0 | 0 | 1 | |
| | | | Total | 0 | 0 | 0 | 0 | 0 | 0 | 1 | 0 | 0 | 1 | No |
| 26.0203 Biophysics | 5 - Bachelor's degree | 1 | Men | 0 | 0 | 0 | 1 | 0 | 0 | 0 | 0 | 0 | 1 | |
| | | | Women | 0 | 0 | 0 | 1 | 0 | 0 | 0 | 0 | 0 | 1 | |
| | | | Total | 0 | 0 | 0 | 2 | 0 | 0 | 0 | 0 | 0 | 2 | No |
| 26.0204 Molecular Biology | 7 - Master's degree | 1 | Men | 0 | 0 | 0 | 0 | 0 | 0 | 0 | 0 | 0 | 0 | |
| | | | Women | 0 | 0 | 0 | 0 | 0 | 0 | 0 | 0 | 0 | 0 | |
| | | | Total | 0 | 0 | 0 | 0 | 0 | 0 | 0 | 0 | 0 | 0 | No |
| 26.0204 | | 1 | Men | 2 | 0 | 0 | 1 | 0 | 0 | 2 | 0 | 0 | 5 | |

| CIPCODE | Award Level | Major | Gender | Non Resident Alien | Hispanic / Latino | American Indian or Alaska Native | Asian | Black or African American | Native Hawaiian or Other Pacific Islander | White | Two or more Races | Race/ ethnicity unknown | Total | distance education program | |
|---|---|-------|--------|--------------------|-------------------|----------------------------------|-------|---------------------------|---|-------|-------------------|-------------------------|-------|----------------------------|----|
| Physiology, General | 7 - Master's degree | | Women | 0 | 0 | 0 | 0 | 0 | 0 | 0 | 0 | 0 | 0 | | |
| | | | Total | 1 | 0 | 0 | 0 | 0 | 0 | 0 | 0 | 0 | 0 | 1 | No |
| 26.0901 | 17 - Doctor's degree - research / scholarship | 1 | Men | 0 | 0 | 0 | 0 | 0 | 0 | 0 | 0 | 0 | 0 | | |
| Physiology, General | | | Women | 1 | 0 | 0 | 0 | 0 | 0 | 0 | 0 | 0 | 0 | 1 | |
| | | | Total | 1 | 0 | 0 | 0 | 0 | 0 | 0 | 0 | 0 | 0 | 1 | No |
| 26.0910 Pathology/Experimental Pathology | 7 - Master's degree | 1 | Men | 0 | 0 | 0 | 1 | 0 | 0 | 0 | 0 | 0 | 0 | 1 | |
| | | | Women | 1 | 0 | 0 | 0 | 1 | 0 | 2 | 0 | 0 | 0 | 4 | |
| | | | Total | 1 | 0 | 0 | 1 | 1 | 0 | 2 | 0 | 0 | 0 | 5 | No |
| 26.0910 Pathology/Experimental Pathology | 17 - Doctor's degree - research / scholarship | 1 | Men | 0 | 0 | 0 | 0 | 0 | 0 | 0 | 0 | 0 | 0 | 0 | |
| | | | Women | 0 | 0 | 0 | 1 | 0 | 0 | 0 | 0 | 0 | 0 | 1 | |
| | | | Total | 0 | 0 | 0 | 1 | 0 | 0 | 0 | 0 | 0 | 0 | 1 | No |
| 26.0911 Oncology and Cancer Biology | 17 - Doctor's degree - research / scholarship | 1 | Men | 0 | 0 | 0 | 0 | 0 | 0 | 0 | 0 | 0 | 0 | 0 | |
| | | | Women | 0 | 0 | 0 | 0 | 0 | 0 | 0 | 0 | 0 | 0 | 0 | |
| | | | Total | 0 | 0 | 0 | 0 | 0 | 0 | 0 | 0 | 0 | 0 | 0 | No |
| 26.0999 Physiology, Pathology, and Related Sciences, Other | 7 - Master's degree | 1 | Men | 0 | 0 | 0 | 0 | 0 | 0 | 0 | 0 | 0 | 0 | 0 | |
| | | | Women | 0 | 0 | 0 | 0 | 0 | 0 | 0 | 0 | 0 | 0 | 0 | |
| | | | Total | 0 | 0 | 0 | 0 | 0 | 0 | 0 | 0 | 0 | 0 | 0 | No |
| 26.1002 Molecular Pharmacology | 7 - Master's degree | 1 | Men | 1 | 0 | 0 | 0 | 0 | 0 | 1 | 0 | 0 | 2 | | |
| | | | Women | 3 | 0 | 0 | 0 | 0 | 0 | 1 | 0 | 0 | 4 | | |
| | | | Total | 4 | 0 | 0 | 0 | 0 | 0 | 2 | 0 | 0 | 6 | No | |
| 26.1002 Molecular Pharmacology | 17 - Doctor's degree - research / scholarship | 1 | Men | 0 | 0 | 0 | 0 | 0 | 0 | 0 | 0 | 0 | 0 | 0 | |
| | | | Women | 0 | 0 | 0 | 1 | 1 | 0 | 0 | 0 | 0 | 2 | | |
| | | | Total | 0 | 0 | 0 | 1 | 1 | 0 | 0 | 0 | 0 | 2 | No | |
| 26.1102 Biostatistics | 7 - Master's degree | 1 | Men | 4 | 0 | 0 | 1 | 0 | 0 | 0 | 0 | 0 | 5 | | |
| | | | Women | 8 | 0 | 0 | 0 | 0 | 0 | 0 | 0 | 0 | 8 | | |
| | | | Total | 12 | 0 | 0 | 1 | 0 | 0 | 0 | 0 | 0 | 13 | No | |
| 26.1102 Biostatistics | 17 - Doctor's degree - research / scholarship | 1 | Men | 2 | 0 | 0 | 0 | 0 | 0 | 0 | 0 | 0 | 2 | | |
| | | | Women | 2 | 1 | 0 | 2 | 0 | 0 | 0 | 0 | 0 | 5 | | |
| | | | Total | 4 | 1 | 0 | 2 | 0 | 0 | 0 | 0 | 0 | 7 | No | |
| 26.1103 Bioinformatics | 7 - Master's degree | 1 | Men | 1 | 0 | 0 | 2 | 0 | 0 | 4 | 0 | 1 | 8 | | |
| | | | Women | 0 | 0 | 0 | 3 | 0 | 1 | 0 | 0 | 4 | | | |
| | | | Total | 1 | 0 | 0 | 5 | 0 | 5 | 0 | 1 | 12 | No | | |
| 26.1104 Computational Biology | 17 - Doctor's degree - research / scholarship | 1 | Men | 2 | 0 | 0 | 0 | 0 | 0 | 1 | 0 | 0 | 3 | | |
| | | | Women | 0 | 0 | 0 | 0 | 0 | 0 | 0 | 0 | 0 | 0 | 0 | |
| | | | Total | 2 | 0 | 0 | 0 | 0 | 1 | 0 | 0 | 3 | No | | |
| 26.1199 Biomathematics, Bioinformatics, and Computational Biology, Other | 7 - Master's degree | 1 | Men | 1 | 1 | 0 | 1 | 0 | 0 | 0 | 0 | 0 | 3 | | |
| | | | Women | 6 | 0 | 0 | 2 | 0 | 2 | 0 | 0 | 10 | | | |
| | | | Total | 7 | 1 | 0 | 3 | 0 | 2 | 0 | 0 | 13 | No | | |
| 26.1201 Biotechnology | 7 - Master's degree | 1 | Men | 0 | 0 | 0 | 0 | 0 | 0 | 0 | 0 | 0 | 0 | | |
| | | | Women | 0 | 0 | 0 | 0 | 0 | 0 | 0 | 0 | 0 | 0 | 0 | |
| | | | Total | 0 | 0 | 0 | 0 | 0 | 0 | 0 | 0 | 0 | 0 | No | |
| 26.1302 Marine Biology and Biological Oceanography | 7 - Master's degree | 1 | Men | 0 | 0 | 0 | 0 | 0 | 0 | 0 | 0 | 0 | 0 | 0 | |
| | | | Women | 0 | 1 | 0 | 0 | 0 | 0 | 0 | 0 | 0 | 0 | 1 | |
| | | | Total | 0 | 1 | 0 | 0 | 0 | 0 | 0 | 0 | 0 | 0 | 1 | No |
| 26.1302 | | 1 | Men | 0 | 0 | 0 | 0 | 0 | 0 | 0 | 0 | 1 | 1 | | |
| | | | Women | 0 | 1 | 0 | 0 | 0 | 0 | 0 | 0 | 0 | 1 | 2 | |

| CIPCODE | Award Level | Major | Gender | Non Resident Alien | Hispanic / Latino | American Indian or Alaska Native | Asian | Black or African American | Native Hawaiian or Other Pacific Islander | White | Two or more Races | Race/ ethnicity unknown | Total | distance education program | |
|--|---|-------|--------|--------------------|-------------------|----------------------------------|-------|---------------------------|---|-------|-------------------|-------------------------|-------|----------------------------|--|
| 30.2001 International/Global Studies | 7 - Master's degree | 1 | Total | 0 | 0 | 0 | 0 | 0 | 0 | 0 | 0 | 0 | 0 | No | |
| | | | Men | 0 | 1 | 0 | 1 | 0 | 0 | 1 | 1 | 0 | 4 | | |
| | | | Women | 7 | 2 | 0 | 2 | 1 | 0 | 6 | 0 | 0 | 18 | | |
| 30.2501 Cognitive Science | 5 - Bachelor's degree | 1 | Total | 7 | 3 | 0 | 3 | 1 | 0 | 7 | 1 | 0 | 22 | No | |
| | | | Men | 0 | 1 | 0 | 0 | 0 | 0 | 5 | 0 | 0 | 6 | | |
| | | | Women | 0 | 2 | 0 | 3 | 1 | 0 | 6 | 3 | 0 | 15 | | |
| 30.2501 Cognitive Science | 5 - Bachelor's degree | 2 | Total | 0 | 3 | 0 | 3 | 1 | 0 | 11 | 3 | 0 | 21 | No | |
| | | | Men | 0 | 0 | 0 | 0 | 1 | 0 | 1 | 0 | 0 | 2 | | |
| | | | Women | 0 | 1 | 0 | 1 | 0 | 0 | 0 | 0 | 0 | 2 | | |
| 30.2701 Human Biology | 5 - Bachelor's degree | 1 | Total | 0 | 1 | 0 | 1 | 1 | 0 | 1 | 0 | 0 | 4 | No | |
| | | | Men | 0 | 18 | 0 | 19 | 6 | 0 | 11 | 6 | 2 | 62 | | |
| | | | Women | 0 | 20 | 0 | 27 | 3 | 0 | 29 | 5 | 0 | 84 | | |
| 30.2701 Human Biology | 5 - Bachelor's degree | 2 | Total | 0 | 38 | 0 | 46 | 9 | 0 | 40 | 11 | 2 | 146 | No | |
| | | | Men | 0 | 0 | 0 | 0 | 0 | 0 | 0 | 0 | 0 | 0 | 0 | |
| | | | Women | 0 | 0 | 0 | 0 | 0 | 0 | 0 | 1 | 2 | 0 | 3 | |
| 30.2801 Dispute Resolution | 6 - Postbaccalaureate certificates | 1 | Total | 0 | 0 | 0 | 0 | 0 | 0 | 0 | 0 | 0 | 0 | 0 | |
| | | | Men | 2 | 0 | 0 | 2 | 0 | 0 | 0 | 0 | 0 | 0 | 4 | |
| | | | Women | 3 | 3 | 0 | 0 | 1 | 0 | 0 | 0 | 0 | 0 | 7 | |
| 30.2801 Dispute Resolution | 7 - Master's degree | 1 | Total | 5 | 3 | 0 | 2 | 1 | 0 | 0 | 0 | 0 | 11 | No | |
| | | | Men | 0 | 0 | 0 | 0 | 0 | 0 | 0 | 0 | 0 | 0 | 0 | |
| | | | Women | 0 | 0 | 0 | 0 | 0 | 0 | 0 | 0 | 0 | 0 | 0 | |
| 30.3201 Marine Sciences | 7 - Master's degree | 1 | Total | 0 | 0 | 0 | 0 | 0 | 0 | 0 | 0 | 0 | 0 | 0 | |
| | | | Men | 0 | 0 | 0 | 0 | 0 | 0 | 0 | 0 | 0 | 0 | 0 | |
| | | | Women | 1 | 0 | 0 | 0 | 0 | 0 | 0 | 0 | 0 | 0 | 1 | |
| 30.3201 Marine Sciences | 17 - Doctor's degree - research / scholarship | 1 | Total | 1 | 0 | 0 | 0 | 0 | 0 | 0 | 0 | 0 | 1 | No | |
| | | | Men | 0 | 0 | 0 | 0 | 0 | 0 | 1 | 0 | 0 | 1 | | |
| | | | Women | 0 | 0 | 0 | 0 | 0 | 0 | 0 | 0 | 0 | 0 | 0 | |
| 30.3301 Sustainability Studies | 6 - Postbaccalaureate certificates | 1 | Total | 0 | 0 | 0 | 0 | 0 | 0 | 1 | 0 | 0 | 1 | | |
| | | | Men | 0 | 0 | 0 | 0 | 0 | 0 | 1 | 0 | 0 | 1 | | |
| | | | Women | 1 | 0 | 0 | 0 | 0 | 0 | 1 | 0 | 0 | 2 | | |
| 30.9999 Multi-/Interdisciplinary Studies, Other | 5 - Bachelor's degree | 1 | Total | 1 | 0 | 0 | 0 | 0 | 0 | 2 | 0 | 0 | 3 | No | |
| | | | Men | 0 | 0 | 0 | 0 | 1 | 0 | 10 | 0 | 1 | 12 | | |
| | | | Women | 1 | 5 | 0 | 1 | 0 | 0 | 9 | 1 | 0 | 17 | | |
| 30.9999 Multi-/Interdisciplinary Studies, Other | 6 - Postbaccalaureate certificates | 1 | Total | 1 | 5 | 0 | 1 | 1 | 0 | 19 | 1 | 1 | 29 | No | |
| | | | Men | 0 | 0 | 0 | 0 | 0 | 0 | 0 | 0 | 0 | 0 | 0 | |
| | | | Women | 0 | 0 | 0 | 0 | 0 | 0 | 0 | 0 | 0 | 0 | 0 | |
| 30.9999 Multi-/Interdisciplinary Studies, Other | 7 - Master's degree | 1 | Total | 0 | 0 | 0 | 0 | 0 | 0 | 0 | 0 | 0 | 0 | 0 | |
| | | | Men | 0 | 0 | 0 | 0 | 0 | 0 | 0 | 0 | 0 | 0 | 0 | |
| | | | Women | 0 | 0 | 0 | 0 | 0 | 0 | 0 | 0 | 0 | 0 | 0 | |
| 30.9999 Multi-/Interdisciplinary Studies, Other | 5 - Bachelor's degree | 2 | Total | 0 | 0 | 0 | 0 | 0 | 0 | 0 | 0 | 0 | 0 | 0 | |
| | | | Men | 0 | 0 | 0 | 0 | 0 | 0 | 0 | 0 | 0 | 0 | 0 | |
| | | | Women | 0 | 2 | 0 | 0 | 0 | 0 | 3 | 0 | 0 | 5 | | |
| 31.0505 Kinesiology and Exercise Science | 5 - Bachelor's degree | 1 | Total | 0 | 2 | 0 | 0 | 0 | 0 | 3 | 0 | 0 | 5 | No | |
| | | | Men | 1 | 0 | 0 | 1 | 0 | 0 | 4 | 0 | 1 | 7 | | |
| | | | Women | 0 | 0 | 0 | 0 | 0 | 0 | 2 | 2 | 0 | 4 | | |
| | | | Total | 1 | 0 | 0 | 1 | 0 | 0 | 6 | 2 | 1 | 11 | No | |

| CIPCODE | Award Level | Major | Gender | Non Resident Alien | Hispanic / Latino | American Indian or Alaska Native | Asian | Black or African American | Native Hawaiian or Other Pacific Islander | White | Two or more Races | Race/ ethnicity unknown | Total | distance education program |
|---|---|-------|--------|--------------------|-------------------|----------------------------------|-------|---------------------------|---|-------|-------------------|-------------------------|-------|----------------------------|
| Religious/Sacred Music | 17 - Doctor's degree - research / scholarship | | Women | 0 | 0 | 0 | 0 | 0 | 0 | 0 | 0 | 0 | 0 | |
| | | | Total | 0 | 0 | 0 | 0 | 0 | 0 | 0 | 0 | 0 | 0 | No |
| 40.0101 Physical Sciences | 5 - Bachelor's degree | 1 | Men | 0 | 0 | 0 | 0 | 0 | 0 | 0 | 0 | 0 | 0 | |
| | | | Women | 0 | 0 | 0 | 0 | 0 | 0 | 0 | 0 | 0 | 0 | |
| | | | Total | 0 | 0 | 0 | 0 | 0 | 0 | 0 | 0 | 0 | 0 | No |
| 40.0201 Astronomy | 5 - Bachelor's degree | 1 | Men | 0 | 0 | 0 | 0 | 0 | 0 | 1 | 0 | 0 | 1 | |
| | | | Women | 0 | 0 | 0 | 0 | 0 | 0 | 0 | 0 | 0 | 0 | |
| | | | Total | 0 | 0 | 0 | 0 | 0 | 0 | 1 | 0 | 0 | 1 | No |
| 40.0501 Chemistry, General | 5 - Bachelor's degree | 1 | Men | 0 | 2 | 0 | 3 | 0 | 0 | 1 | 0 | 0 | 6 | |
| | | | Women | 0 | 0 | 0 | 1 | 1 | 0 | 0 | 0 | 0 | 2 | |
| | | | Total | 0 | 2 | 0 | 4 | 1 | 0 | 1 | 0 | 0 | 8 | No |
| 40.0501 Chemistry, General | 7 - Master's degree | 1 | Men | 0 | 0 | 0 | 0 | 0 | 0 | 0 | 0 | 0 | 0 | |
| | | | Women | 2 | 0 | 0 | 0 | 0 | 0 | 0 | 0 | 0 | 2 | |
| | | | Total | 2 | 0 | 0 | 0 | 0 | 0 | 0 | 0 | 0 | 2 | No |
| 40.0501 Chemistry, General | 17 - Doctor's degree - research / scholarship | 1 | Men | 7 | 1 | 0 | 1 | 0 | 0 | 5 | 0 | 3 | 17 | |
| | | | Women | 9 | 0 | 0 | 0 | 0 | 0 | 3 | 0 | 0 | 12 | |
| | | | Total | 16 | 1 | 0 | 1 | 0 | 0 | 8 | 0 | 3 | 29 | No |
| 40.0508 Chemical Physics | 17 - Doctor's degree - research / scholarship | 1 | Men | 0 | 0 | 0 | 0 | 0 | 0 | 0 | 0 | 0 | 0 | |
| | | | Women | 0 | 0 | 0 | 0 | 0 | 0 | 0 | 0 | 0 | 0 | |
| | | | Total | 0 | 0 | 0 | 0 | 0 | 0 | 0 | 0 | 0 | 0 | No |
| 40.0601 Geology/Earth Science, General | 5 - Bachelor's degree | 1 | Men | 1 | 0 | 0 | 0 | 0 | 0 | 3 | 0 | 0 | 4 | |
| | | | Women | 0 | 1 | 0 | 2 | 0 | 0 | 2 | 0 | 0 | 5 | |
| | | | Total | 1 | 1 | 0 | 2 | 0 | 0 | 5 | 0 | 0 | 9 | No |
| 40.0601 Geology/Earth Science, General | 7 - Master's degree | 1 | Men | 0 | 0 | 0 | 0 | 0 | 0 | 0 | 1 | 0 | 1 | |
| | | | Women | 0 | 0 | 0 | 0 | 0 | 0 | 0 | 0 | 0 | 0 | |
| | | | Total | 0 | 0 | 0 | 0 | 0 | 0 | 0 | 1 | 0 | 1 | No |
| 40.0601 Geology/Earth Science, General | 17 - Doctor's degree - research / scholarship | 1 | Men | 2 | 1 | 0 | 0 | 1 | 0 | 2 | 0 | 0 | 6 | |
| | | | Women | 2 | 0 | 0 | 0 | 0 | 0 | 3 | 0 | 1 | 6 | |
| | | | Total | 4 | 1 | 0 | 0 | 1 | 0 | 5 | 0 | 1 | 12 | No |
| 40.0601 Geology/Earth Science, General | 5 - Bachelor's degree | 2 | Men | 0 | 0 | 0 | 0 | 0 | 0 | 0 | 0 | 0 | 0 | |
| | | | Women | 0 | 0 | 0 | 0 | 0 | 0 | 0 | 0 | 0 | 0 | |
| | | | Total | 0 | 0 | 0 | 0 | 0 | 0 | 0 | 0 | 0 | 0 | No |
| 40.0801 Physics, General | 5 - Bachelor's degree | 1 | Men | 1 | 3 | 0 | 3 | 0 | 0 | 2 | 1 | 0 | 10 | |
| | | | Women | 0 | 0 | 0 | 0 | 0 | 0 | 0 | 0 | 0 | 0 | |
| | | | Total | 1 | 3 | 0 | 3 | 0 | 0 | 2 | 1 | 0 | 10 | No |
| 40.0801 Physics, General | 7 - Master's degree | 1 | Men | 2 | 1 | 0 | 0 | 0 | 0 | 3 | 0 | 0 | 6 | |
| | | | Women | 1 | 0 | 0 | 0 | 0 | 0 | 0 | 0 | 0 | 1 | |
| | | | Total | 3 | 1 | 0 | 0 | 0 | 0 | 3 | 0 | 0 | 7 | No |
| 40.0801 Physics, General | 17 - Doctor's degree - research / scholarship | 1 | Men | 3 | 0 | 0 | 1 | 0 | 0 | 2 | 0 | 1 | 7 | |
| | | | Women | 0 | 0 | 0 | 0 | 0 | 0 | 0 | 0 | 0 | 0 | |
| | | | Total | 3 | 0 | 0 | 1 | 0 | 0 | 2 | 0 | 1 | 7 | No |
| 40.0801 Physics, General | 5 - Bachelor's degree | 2 | Men | 1 | 0 | 0 | 0 | 0 | 0 | 0 | 0 | 0 | 1 | |
| | | | Women | 0 | 0 | 0 | 0 | 0 | 0 | 0 | 0 | 0 | 0 | |
| | | | Total | 1 | 0 | 0 | 0 | 0 | 0 | 0 | 0 | 0 | 1 | No |
| 40.1001 | | 1 | Men | 1 | 0 | 0 | 1 | 0 | 0 | 0 | 0 | 2 | | |

| CIPCODE | Award Level | Major | Gender | Non Resident Alien | Hispanic / Latino | American Indian or Alaska Native | Asian | Black or African American | Native Hawaiian or Other Pacific Islander | White | Two or more Races | Race/ ethnicity unknown | Total | distance education program |
|--|---|-------|--------|--------------------|-------------------|----------------------------------|-------|---------------------------|---|-------|-------------------|-------------------------|-------|----------------------------|
| Materials Science | 7 - Master's degree | | Women | 1 | 0 | 0 | 0 | 0 | 0 | 1 | 0 | 0 | 2 | |
| | | | Total | 2 | 0 | 0 | 1 | 0 | 0 | 1 | 0 | 0 | 4 | No |
| 40.1001 Materials Science | 17 - Doctor's degree - research / scholarship | 1 | Men | 1 | 0 | 0 | 1 | 0 | 0 | 0 | 0 | 1 | 3 | |
| | | | Women | 3 | 0 | 0 | 0 | 0 | 0 | 0 | 0 | 0 | 3 | |
| | | | Total | 4 | 0 | 0 | 1 | 0 | 0 | 0 | 0 | 1 | 6 | No |
| 40.1001 Materials Science | 19 - Doctor's degree - Other | 1 | Men | 0 | 0 | 0 | 0 | 0 | 0 | 0 | 0 | 0 | 0 | |
| | | | Women | 0 | 0 | 0 | 0 | 0 | 0 | 0 | 0 | 0 | 0 | |
| | | | Total | 0 | 0 | 0 | 0 | 0 | 0 | 0 | 0 | 0 | 0 | No |
| 42.0101 Psychology, General | 5 - Bachelor's degree | 1 | Men | 2 | 8 | 0 | 11 | 2 | 0 | 18 | 0 | 3 | 44 | |
| | | | Women | 17 | 27 | 0 | 29 | 7 | 0 | 39 | 10 | 1 | 130 | |
| | | | Total | 19 | 35 | 0 | 40 | 9 | 0 | 57 | 10 | 4 | 174 | No |
| 42.0101 Psychology, General | 7 - Master's degree | 1 | Men | 1 | 0 | 0 | 1 | 0 | 0 | 2 | 0 | 1 | 5 | |
| | | | Women | 0 | 2 | 0 | 3 | 0 | 0 | 3 | 0 | 0 | 8 | |
| | | | Total | 1 | 2 | 0 | 4 | 0 | 0 | 5 | 0 | 1 | 13 | No |
| 42.0101 Psychology, General | 17 - Doctor's degree - research / scholarship | 1 | Men | 0 | 0 | 0 | 0 | 0 | 0 | 0 | 0 | 0 | 0 | |
| | | | Women | 0 | 0 | 0 | 0 | 0 | 0 | 0 | 0 | 0 | 0 | |
| | | | Total | 0 | 0 | 0 | 0 | 0 | 0 | 0 | 0 | 0 | 0 | No |
| 42.0101 Psychology, General | 5 - Bachelor's degree | 2 | Men | 3 | 0 | 0 | 1 | 0 | 0 | 0 | 0 | 0 | 4 | |
| | | | Women | 0 | 4 | 0 | 4 | 0 | 0 | 3 | 0 | 0 | 11 | |
| | | | Total | 3 | 4 | 0 | 5 | 0 | 0 | 3 | 0 | 0 | 15 | No |
| 42.2799 Research and Experimental Psychology, Other | 17 - Doctor's degree - research / scholarship | 1 | Men | 1 | 1 | 0 | 2 | 0 | 0 | 0 | 0 | 0 | 4 | |
| | | | Women | 0 | 0 | 0 | 3 | 0 | 0 | 6 | 0 | 0 | 9 | |
| | | | Total | 1 | 1 | 0 | 5 | 0 | 0 | 6 | 0 | 0 | 13 | No |
| 42.2813 Applied Psychology | 7 - Master's degree | 1 | Men | 2 | 6 | 0 | 3 | 1 | 0 | 3 | 1 | 1 | 17 | |
| | | | Women | 6 | 4 | 0 | 6 | 1 | 0 | 12 | 3 | 0 | 32 | |
| | | | Total | 8 | 10 | 0 | 9 | 2 | 0 | 15 | 4 | 1 | 49 | No |
| 42.2814 Applied Behavior Analysis | 7 - Master's degree | 1 | Men | 0 | 0 | 0 | 0 | 0 | 0 | 0 | 0 | 0 | 0 | |
| | | | Women | 0 | 0 | 0 | 0 | 0 | 0 | 0 | 0 | 0 | 0 | |
| | | | Total | 0 | 0 | 0 | 0 | 0 | 0 | 0 | 0 | 0 | 0 | No |
| 44.0401 Public Administration | 7 - Master's degree | 1 | Men | 9 | 12 | 0 | 11 | 5 | 0 | 33 | 1 | 2 | 73 | |
| | | | Women | 50 | 20 | 1 | 17 | 6 | 0 | 42 | 2 | 3 | 141 | |
| | | | Total | 59 | 32 | 1 | 28 | 11 | 0 | 75 | 3 | 5 | 214 | No |
| 44.0501 Public Policy Analysis, General | 5 - Bachelor's degree | 1 | Men | 0 | 3 | 0 | 0 | 1 | 0 | 5 | 0 | 0 | 9 | |
| | | | Women | 0 | 1 | 0 | 1 | 0 | 0 | 1 | 0 | 0 | 3 | |
| | | | Total | 0 | 4 | 0 | 1 | 1 | 0 | 6 | 0 | 0 | 12 | No |
| 44.0501 Public Policy Analysis, General | 6 - Postbaccalaureate certificates | 1 | Men | 3 | 2 | 0 | 1 | 0 | 0 | 8 | 0 | 0 | 14 | |
| | | | Women | 6 | 1 | 0 | 0 | 1 | 0 | 8 | 0 | 0 | 16 | |
| | | | Total | 9 | 3 | 0 | 1 | 1 | 0 | 16 | 0 | 0 | 30 | No |
| 44.0501 Public Policy Analysis, General | 7 - Master's degree | 1 | Men | 12 | 6 | 0 | 2 | 1 | 0 | 15 | 0 | 0 | 36 | |
| | | | Women | 22 | 4 | 0 | 11 | 1 | 0 | 9 | 1 | 0 | 48 | |
| | | | Total | 34 | 10 | 0 | 13 | 2 | 0 | 24 | 1 | 0 | 84 | No |
| 44.0501 Public Policy Analysis, General | 17 - Doctor's degree - research / scholarship | 1 | Men | 0 | 0 | 0 | 0 | 0 | 0 | 0 | 0 | 0 | 0 | |
| | | | Women | 1 | 1 | 0 | 0 | 0 | 0 | 1 | 0 | 0 | 3 | |
| | | | Total | 1 | 1 | 0 | 0 | 0 | 0 | 1 | 0 | 0 | 3 | No |
| 44.0504 International Policy Analysis | | 1 | Men | 0 | 1 | 0 | 0 | 0 | 0 | 0 | 0 | 0 | 1 | |
| | | | Women | 0 | 0 | 0 | 0 | 0 | 0 | 1 | 0 | 0 | 1 | |

| CIPCODE | Award Level | Major | Gender | Non Resident Alien | Hispanic / Latino | American Indian or Alaska Native | Asian | Black or African American | Native Hawaiian or Other Pacific Islander | White | Two or more Races | Race/ ethnicity unknown | Total | distance education program |
|--|---|-------|--------|--------------------|-------------------|----------------------------------|-------|---------------------------|---|-------|-------------------|-------------------------|-------|----------------------------|
| Archeology | 5 - Bachelor's degree | | Women | 0 | 0 | 0 | 0 | 0 | 0 | 0 | 0 | 0 | 0 | |
| | | | Total | 0 | 0 | 0 | 0 | 0 | 0 | 0 | 0 | 0 | 0 | No |
| 45.0601 Economics, General | 5 - Bachelor's degree | 1 | Men | 22 | 11 | 0 | 31 | 5 | 0 | 43 | 7 | 0 | 119 | |
| | | | Women | 11 | 6 | 0 | 14 | 2 | 0 | 19 | 3 | 2 | 57 | |
| | | | Total | 33 | 17 | 0 | 45 | 7 | 0 | 62 | 10 | 2 | 176 | No |
| 45.0601 Economics, General | 7 - Master's degree | 1 | Men | 25 | 2 | 0 | 4 | 0 | 0 | 10 | 0 | 0 | 41 | |
| | | | Women | 33 | 1 | 0 | 2 | 0 | 1 | 4 | 0 | 0 | 41 | |
| | | | Total | 58 | 3 | 0 | 6 | 0 | 1 | 14 | 0 | 0 | 82 | No |
| 45.0601 Economics, General | 17 - Doctor's degree - research / scholarship | 1 | Men | 6 | 0 | 0 | 0 | 0 | 0 | 0 | 0 | 0 | 6 | |
| | | | Women | 3 | 0 | 0 | 2 | 0 | 0 | 0 | 0 | 0 | 5 | |
| | | | Total | 9 | 0 | 0 | 2 | 0 | 0 | 0 | 0 | 0 | 11 | No |
| 45.0601 Economics, General | 5 - Bachelor's degree | 2 | Men | 0 | 2 | 0 | 2 | 0 | 0 | 3 | 2 | 1 | 10 | |
| | | | Women | 2 | 0 | 0 | 2 | 1 | 0 | 2 | 0 | 0 | 7 | |
| | | | Total | 2 | 2 | 0 | 4 | 1 | 0 | 5 | 2 | 1 | 17 | No |
| 45.0604 Development Economics and International Development | 7 - Master's degree | 1 | Men | 0 | 0 | 0 | 0 | 0 | 0 | 0 | 0 | 0 | 0 | |
| | | | Women | 0 | 0 | 0 | 0 | 0 | 0 | 0 | 0 | 0 | 0 | |
| | | | Total | 0 | 0 | 0 | 0 | 0 | 0 | 0 | 0 | 0 | 0 | No |
| 45.0701 Geography | 5 - Bachelor's degree | 1 | Men | 0 | 0 | 0 | 0 | 0 | 0 | 0 | 0 | 0 | 0 | |
| | | | Women | 0 | 0 | 0 | 0 | 0 | 0 | 1 | 0 | 0 | 1 | |
| | | | Total | 0 | 0 | 0 | 0 | 0 | 0 | 1 | 0 | 0 | 1 | No |
| 45.0701 Geography | 7 - Master's degree | 1 | Men | 0 | 0 | 0 | 0 | 0 | 0 | 0 | 0 | 0 | 0 | |
| | | | Women | 0 | 0 | 0 | 0 | 0 | 0 | 0 | 0 | 0 | 0 | |
| | | | Total | 0 | 0 | 0 | 0 | 0 | 0 | 0 | 0 | 0 | 0 | No |
| 45.0701 Geography | 17 - Doctor's degree - research / scholarship | 1 | Men | 0 | 0 | 0 | 0 | 0 | 0 | 0 | 0 | 0 | 0 | |
| | | | Women | 0 | 0 | 0 | 0 | 0 | 0 | 1 | 0 | 0 | 1 | |
| | | | Total | 0 | 0 | 0 | 0 | 0 | 0 | 1 | 0 | 0 | 1 | No |
| 45.0702 Geographic Information Science and Cartography | 6 - Postbaccalaureate certificates | 1 | Men | 0 | 2 | 0 | 2 | 0 | 0 | 6 | 0 | 0 | 10 | |
| | | | Women | 1 | 0 | 0 | 2 | 2 | 0 | 9 | 0 | 0 | 14 | |
| | | | Total | 1 | 2 | 0 | 4 | 2 | 0 | 15 | 0 | 0 | 24 | No |
| 45.0702 Geographic Information Science and Cartography | 7 - Master's degree | 1 | Men | 2 | 5 | 0 | 2 | 2 | 0 | 20 | 2 | 4 | 37 | |
| | | | Women | 0 | 4 | 0 | 3 | 0 | 16 | 1 | 0 | 24 | | |
| | | | Total | 2 | 9 | 0 | 5 | 2 | 0 | 36 | 3 | 4 | 61 | Yes |
| 45.0901 International Relations and Affairs | 5 - Bachelor's degree | 1 | Men | 16 | 12 | 0 | 9 | 2 | 0 | 45 | 9 | 4 | 97 | |
| | | | Women | 4 | 18 | 0 | 30 | 5 | 0 | 33 | 5 | 2 | 97 | |
| | | | Total | 20 | 30 | 0 | 39 | 7 | 0 | 78 | 14 | 6 | 194 | No |
| 45.0901 International Relations and Affairs | 7 - Master's degree | 1 | Men | 1 | 1 | 0 | 0 | 0 | 0 | 2 | 0 | 0 | 4 | |
| | | | Women | 1 | 0 | 0 | 1 | 0 | 0 | 2 | 0 | 0 | 4 | |
| | | | Total | 2 | 1 | 0 | 1 | 0 | 0 | 4 | 0 | 0 | 8 | No |
| 45.0901 International Relations and Affairs | 17 - Doctor's degree - research / scholarship | 1 | Men | 2 | 2 | 0 | 0 | 0 | 0 | 2 | 0 | 0 | 6 | |
| | | | Women | 0 | 0 | 0 | 0 | 0 | 0 | 0 | 0 | 0 | 0 | |
| | | | Total | 2 | 2 | 0 | 0 | 0 | 0 | 2 | 0 | 0 | 6 | No |
| 45.0901 International Relations and Affairs | 5 - Bachelor's degree | 2 | Men | 0 | 1 | 0 | 0 | 0 | 0 | 6 | 0 | 0 | 7 | |
| | | | Women | 3 | 2 | 1 | 1 | 0 | 0 | 4 | 0 | 0 | 11 | |
| | | | Total | 3 | 3 | 1 | 1 | 0 | 0 | 10 | 0 | 0 | 18 | No |
| 45.1001 | 5 - Bachelor's degree | 1 | Men | 0 | 11 | 0 | 6 | 3 | 0 | 27 | 1 | 2 | 50 | |
| | | | Women | 1 | 9 | 0 | 4 | 2 | 0 | 24 | 3 | 1 | 44 | |

| CIPCODE | Award Level | Major | Gender | Non Resident Alien | Hispanic / Latino | American Indian or Alaska Native | Asian | Black or African American | Native Hawaiian or Other Pacific Islander | White | Two or more Races | Race/ ethnicity unknown | Total | distance education program |
|---|---|-------|--------|--------------------|-------------------|----------------------------------|-------|---------------------------|---|-------|-------------------|-------------------------|-------|----------------------------|
| Political Science and Government, General | | | Total | 1 | 20 | 0 | 10 | 5 | 0 | 51 | 4 | 3 | 94 | No |
| 45.1001 Political Science and Government, General | 5 - Bachelor's degree | 2 | Men | 1 | 0 | 0 | 0 | 0 | 0 | 5 | 1 | 0 | 7 | |
| | | | Women | 0 | 6 | 0 | 1 | 2 | 0 | 6 | 0 | 0 | 15 | |
| | | | Total | 1 | 6 | 0 | 1 | 2 | 0 | 11 | 1 | 0 | 22 | No |
| 45.1004 Political Economy | 5 - Bachelor's degree | 1 | Men | 0 | 0 | 0 | 0 | 0 | 0 | 3 | 0 | 1 | 4 | |
| | | | Women | 0 | 0 | 0 | 0 | 1 | 0 | 1 | 1 | 1 | 4 | |
| | | | Total | 0 | 0 | 0 | 0 | 1 | 0 | 4 | 1 | 2 | 8 | No |
| 45.1004 Political Economy | 17 - Doctor's degree - research / scholarship | 1 | Men | 0 | 0 | 0 | 0 | 0 | 0 | 0 | 0 | 0 | 0 | |
| | | | Women | 0 | 0 | 0 | 0 | 0 | 0 | 0 | 0 | 0 | 0 | |
| | | | Total | 0 | 0 | 0 | 0 | 0 | 0 | 0 | 0 | 0 | 0 | No |
| 45.1101 Sociology | 5 - Bachelor's degree | 1 | Men | 0 | 6 | 0 | 1 | 5 | 0 | 5 | 2 | 2 | 21 | |
| | | | Women | 0 | 8 | 0 | 5 | 3 | 0 | 13 | 2 | 2 | 33 | |
| | | | Total | 0 | 14 | 0 | 6 | 8 | 0 | 18 | 4 | 4 | 54 | No |
| 45.1101 Sociology | 7 - Master's degree | 1 | Men | 0 | 0 | 0 | 0 | 0 | 0 | 0 | 0 | 0 | 0 | |
| | | | Women | 1 | 0 | 0 | 0 | 1 | 0 | 1 | 0 | 1 | 4 | |
| | | | Total | 1 | 0 | 0 | 0 | 1 | 0 | 1 | 0 | 1 | 4 | No |
| 45.1101 Sociology | 17 - Doctor's degree - research / scholarship | 1 | Men | 0 | 0 | 0 | 0 | 0 | 0 | 2 | 0 | 1 | 3 | |
| | | | Women | 1 | 1 | 0 | 1 | 0 | 0 | 0 | 0 | 0 | 3 | |
| | | | Total | 1 | 1 | 0 | 1 | 0 | 0 | 2 | 0 | 1 | 6 | No |
| 45.1101 Sociology | 5 - Bachelor's degree | 2 | Men | 0 | 0 | 0 | 0 | 0 | 0 | 0 | 0 | 0 | 0 | |
| | | | Women | 0 | 0 | 0 | 0 | 0 | 0 | 1 | 0 | 0 | 1 | |
| | | | Total | 0 | 0 | 0 | 0 | 0 | 0 | 1 | 0 | 0 | 1 | No |
| 45.1201 Urban Studies/Affairs | 5 - Bachelor's degree | 1 | Men | 0 | 0 | 0 | 0 | 0 | 0 | 0 | 0 | 0 | 0 | |
| | | | Women | 0 | 0 | 0 | 0 | 0 | 0 | 0 | 0 | 0 | 0 | |
| | | | Total | 0 | 0 | 0 | 0 | 0 | 0 | 0 | 0 | 0 | 0 | No |
| 45.1201 Urban Studies/Affairs | 17 - Doctor's degree - research / scholarship | 1 | Men | 4 | 0 | 0 | 1 | 0 | 0 | 1 | 0 | 0 | 6 | |
| | | | Women | 1 | 0 | 0 | 0 | 0 | 0 | 3 | 0 | 0 | 4 | |
| | | | Total | 5 | 0 | 0 | 1 | 0 | 0 | 4 | 0 | 0 | 10 | No |
| 50.0101 Visual and Performing Arts, General | 5 - Bachelor's degree | 1 | Men | 0 | 0 | 0 | 0 | 0 | 0 | 0 | 0 | 0 | 0 | |
| | | | Women | 0 | 1 | 0 | 0 | 1 | 0 | 2 | 1 | 0 | 5 | |
| | | | Total | 0 | 1 | 0 | 0 | 1 | 0 | 2 | 1 | 0 | 5 | No |
| 50.0101 Visual and Performing Arts, General | 5 - Bachelor's degree | 2 | Men | 0 | 0 | 0 | 0 | 0 | 0 | 0 | 0 | 0 | 0 | |
| | | | Women | 0 | 0 | 0 | 0 | 0 | 0 | 1 | 0 | 0 | 1 | |
| | | | Total | 0 | 0 | 0 | 0 | 0 | 0 | 1 | 0 | 0 | 1 | No |
| 50.0102 Digital Arts | 5 - Bachelor's degree | 1 | Men | 0 | 0 | 0 | 2 | 1 | 0 | 3 | 0 | 0 | 6 | |
| | | | Women | 2 | 0 | 0 | 3 | 0 | 0 | 3 | 1 | 0 | 9 | |
| | | | Total | 2 | 0 | 0 | 5 | 1 | 0 | 6 | 1 | 0 | 15 | No |
| 50.0102 Digital Arts | 7 - Master's degree | 1 | Men | 4 | 0 | 0 | 0 | 0 | 0 | 1 | 0 | 1 | 6 | |
| | | | Women | 5 | 0 | 0 | 2 | 0 | 0 | 2 | 0 | 0 | 9 | |
| | | | Total | 9 | 0 | 0 | 2 | 0 | 0 | 3 | 0 | 1 | 15 | No |
| 50.0301 Dance, General | 5 - Bachelor's degree | 1 | Men | 0 | 0 | 0 | 0 | 0 | 0 | 0 | 0 | 0 | 0 | |
| | | | Women | 0 | 0 | 0 | 0 | 0 | 0 | 0 | 0 | 0 | 0 | |
| | | | Total | 0 | 0 | 0 | 0 | 0 | 0 | 0 | 0 | 0 | 0 | No |
| 50.0411 Game and Interactive Media Design | 5 - Bachelor's degree | 1 | Men | 1 | 3 | 0 | 2 | 0 | 0 | 9 | 2 | 0 | 17 | |
| | | | Women | 1 | 0 | 1 | 2 | 0 | 0 | 5 | 0 | 0 | 9 | |

| CIPCODE | Award Level | Major | Gender | Non Resident Alien | Hispanic / Latino | American Indian or Alaska Native | Asian | Black or African American | Native Hawaiian or Other Pacific Islander | White | Two or more Races | Race/ ethnicity unknown | Total | distance education program | |
|---|---|-------|--------|--------------------|-------------------|----------------------------------|-------|---------------------------|---|-------|-------------------|-------------------------|-------|----------------------------|----|
| 50.0601 Film/Cinema/Video Studies | 5 - Bachelor's degree | 1 | Men | 0 | 8 | 0 | 7 | 1 | 0 | 30 | 4 | 1 | 51 | | |
| | | | Women | 2 | 9 | 0 | 6 | 4 | 0 | 33 | 5 | 4 | 63 | | |
| | | | Total | 2 | 17 | 0 | 13 | 5 | 0 | 63 | 9 | 5 | 114 | No | |
| 50.0601 Film/Cinema/Video Studies | 7 - Master's degree | 1 | Men | 0 | 3 | 0 | 0 | 2 | 0 | 4 | 0 | 0 | 9 | | |
| | | | Women | 2 | 1 | 0 | 1 | 1 | 0 | 6 | 0 | 0 | 11 | | |
| | | | Total | 2 | 4 | 0 | 1 | 3 | 0 | 10 | 0 | 0 | 20 | No | |
| 50.0601 Film/Cinema/Video Studies | 17 - Doctor's degree - research / scholarship | 1 | Men | 1 | 0 | 0 | 0 | 0 | 0 | 1 | 0 | 0 | 2 | | |
| | | | Women | 2 | 4 | 0 | 1 | 1 | 0 | 1 | 0 | 0 | 9 | | |
| | | | Total | 3 | 4 | 0 | 1 | 1 | 0 | 2 | 0 | 0 | 11 | No | |
| 50.0601 Film/Cinema/Video Studies | 5 - Bachelor's degree | 2 | Men | 0 | 0 | 0 | 0 | 0 | 0 | 1 | 0 | 0 | 1 | | |
| | | | Women | 1 | 0 | 0 | 0 | 0 | 0 | 0 | 0 | 0 | 1 | | |
| | | | Total | 1 | 0 | 0 | 0 | 0 | 0 | 1 | 0 | 0 | 2 | No | |
| 50.0602 Cinematography and Film/Video Production | 5 - Bachelor's degree | 1 | Men | 3 | 8 | 0 | 4 | 2 | 0 | 30 | 5 | 0 | 52 | | |
| | | | Women | 5 | 8 | 0 | 1 | 3 | 0 | 18 | 0 | 2 | 37 | | |
| | | | Total | 8 | 16 | 0 | 5 | 5 | 0 | 48 | 5 | 2 | 89 | No | |
| 50.0602 Cinematography and Film/Video Production | 7 - Master's degree | 1 | Men | 22 | 5 | 1 | 6 | 8 | 0 | 37 | 0 | 3 | 82 | | |
| | | | Women | 20 | 2 | 0 | 6 | 6 | 0 | 27 | 4 | 3 | 68 | | |
| | | | Total | 42 | 7 | 1 | 12 | 14 | 0 | 64 | 4 | 6 | 150 | No | |
| 50.0602 Cinematography and Film/Video Production | 5 - Bachelor's degree | 2 | Men | 0 | 0 | 0 | 0 | 0 | 0 | 0 | 0 | 0 | 0 | | |
| | | | Women | 0 | 0 | 0 | 0 | 0 | 0 | 0 | 0 | 0 | 0 | 0 | |
| | | | Total | 0 | 0 | 0 | 0 | 0 | 0 | 0 | 0 | 0 | 0 | 0 | No |
| 50.0701 Art/Art Studies, General | 5 - Bachelor's degree | 1 | Men | 0 | 4 | 0 | 5 | 1 | 0 | 5 | 1 | 1 | 17 | | |
| | | | Women | 7 | 8 | 0 | 22 | 2 | 0 | 15 | 2 | 1 | 57 | | |
| | | | Total | 7 | 12 | 0 | 27 | 3 | 0 | 20 | 3 | 2 | 74 | No | |
| 50.0701 Art/Art Studies, General | 5 - Bachelor's degree | 2 | Men | 0 | 0 | 0 | 0 | 0 | 0 | 0 | 0 | 0 | 0 | | |
| | | | Women | 1 | 0 | 0 | 1 | 0 | 0 | 0 | 0 | 0 | 2 | | |
| | | | Total | 1 | 0 | 0 | 1 | 0 | 0 | 0 | 0 | 0 | 2 | No | |
| 50.0702 Fine/Studio Arts, General | 5 - Bachelor's degree | 1 | Men | 0 | 0 | 1 | 3 | 1 | 0 | 6 | 0 | 0 | 11 | | |
| | | | Women | 0 | 0 | 0 | 0 | 0 | 0 | 2 | 0 | 1 | 3 | | |
| | | | Total | 0 | 0 | 1 | 3 | 1 | 0 | 8 | 0 | 1 | 14 | No | |
| 50.0702 Fine/Studio Arts, General | 7 - Master's degree | 1 | Men | 1 | 1 | 0 | 0 | 0 | 0 | 1 | 0 | 0 | 3 | | |
| | | | Women | 1 | 1 | 0 | 0 | 0 | 0 | 2 | 1 | 0 | 5 | | |
| | | | Total | 2 | 2 | 0 | 0 | 0 | 0 | 3 | 1 | 0 | 8 | No | |
| 50.0702 Fine/Studio Arts, General | 5 - Bachelor's degree | 2 | Men | 0 | 0 | 0 | 0 | 0 | 0 | 0 | 0 | 0 | 0 | | |
| | | | Women | 0 | 0 | 0 | 0 | 0 | 0 | 0 | 0 | 0 | 0 | 0 | |
| | | | Total | 0 | 0 | 0 | 0 | 0 | 0 | 0 | 0 | 0 | 0 | 0 | No |
| 50.0703 Art History, Criticism and Conservation | 5 - Bachelor's degree | 1 | Men | 0 | 0 | 0 | 1 | 0 | 0 | 0 | 0 | 0 | 1 | | |
| | | | Women | 0 | 4 | 0 | 3 | 0 | 0 | 8 | 4 | 1 | 20 | | |
| | | | Total | 0 | 4 | 0 | 4 | 0 | 0 | 8 | 4 | 1 | 21 | No | |
| 50.0703 Art History, Criticism and Conservation | 6 - Postbaccalaureate certificates | 1 | Men | 0 | 0 | 0 | 0 | 0 | 0 | 1 | 0 | 0 | 1 | | |
| | | | Women | 0 | 1 | 0 | 0 | 0 | 0 | 4 | 1 | 1 | 7 | | |
| | | | Total | 0 | 1 | 0 | 0 | 0 | 0 | 5 | 1 | 1 | 8 | No | |
| 50.0703 Art History, Criticism and Conservation | 7 - Master's degree | 1 | Men | 0 | 0 | 0 | 0 | 0 | 0 | 0 | 0 | 0 | 0 | | |
| | | | Women | 0 | 0 | 0 | 0 | 0 | 0 | 0 | 0 | 0 | 0 | 0 | |
| | | | Total | 0 | 0 | 0 | 0 | 0 | 0 | 0 | 0 | 0 | 0 | 0 | No |
| 50.0703 | | 1 | Men | 0 | 0 | 0 | 0 | 0 | 0 | 2 | 0 | 0 | 2 | | |

| CIPCODE | Award Level | Major | Gender | Non Resident Alien | Hispanic / Latino | American Indian or Alaska Native | Asian | Black or African American | Native Hawaiian or Other Pacific Islander | White | Two or more Races | Race/ ethnicity unknown | Total | distance education program |
|--|---|-------|--------|--------------------|-------------------|----------------------------------|-------|---------------------------|---|-------|-------------------|-------------------------|-------|----------------------------|
| Art History, Criticism and Conservation | 17 - Doctor's degree - research / scholarship | | Women | 0 | 0 | 0 | 0 | 0 | 0 | 3 | 0 | 1 | 4 | |
| | | | Total | 0 | 0 | 0 | 0 | 0 | 0 | 5 | 0 | 1 | 6 | No |
| 50.0703 Art History, Criticism and Conservation | 5 - Bachelor's degree | 2 | Men | 0 | 0 | 0 | 1 | 0 | 0 | 0 | 0 | 0 | 1 | |
| | | | Women | 1 | 0 | 0 | 0 | 0 | 0 | 0 | 0 | 0 | 1 | |
| | | | Total | 1 | 0 | 0 | 1 | 0 | 0 | 0 | 0 | 0 | 2 | No |
| 50.0799 Fine Arts and Art Studies, Other | 7 - Master's degree | 1 | Men | 0 | 0 | 0 | 0 | 0 | 0 | 0 | 0 | 0 | 0 | |
| | | | Women | 0 | 1 | 0 | 2 | 0 | 0 | 3 | 1 | 0 | 7 | |
| | | | Total | 0 | 1 | 0 | 2 | 0 | 0 | 3 | 1 | 0 | 7 | No |
| 50.0901 Music, General | 5 - Bachelor's degree | 1 | Men | 0 | 0 | 0 | 2 | 0 | 0 | 3 | 0 | 0 | 5 | |
| | | | Women | 0 | 1 | 0 | 0 | 0 | 0 | 1 | 1 | 0 | 3 | |
| | | | Total | 0 | 1 | 0 | 2 | 0 | 0 | 4 | 1 | 0 | 8 | No |
| 50.0902 Music History, Literature, and Theory | 7 - Master's degree | 1 | Men | 0 | 0 | 0 | 0 | 0 | 0 | 0 | 0 | 0 | 0 | |
| | | | Women | 0 | 0 | 0 | 0 | 0 | 0 | 0 | 0 | 0 | 0 | |
| | | | Total | 0 | 0 | 0 | 0 | 0 | 0 | 0 | 0 | 0 | 0 | No |
| 50.0903 Music Performance, General | 5 - Bachelor's degree | 1 | Men | 0 | 2 | 0 | 2 | 0 | 0 | 8 | 0 | 0 | 12 | |
| | | | Women | 0 | 1 | 0 | 1 | 0 | 0 | 9 | 2 | 0 | 13 | |
| | | | Total | 0 | 3 | 0 | 3 | 0 | 0 | 17 | 2 | 0 | 25 | No |
| 50.0903 Music Performance, General | 6 - Postbaccalaureate certificates | 1 | Men | 7 | 0 | 0 | 0 | 0 | 0 | 4 | 0 | 0 | 11 | |
| | | | Women | 13 | 2 | 0 | 2 | 0 | 0 | 2 | 1 | 0 | 20 | |
| | | | Total | 20 | 2 | 0 | 2 | 0 | 0 | 6 | 1 | 0 | 31 | No |
| 50.0903 Music Performance, General | 7 - Master's degree | 1 | Men | 0 | 0 | 0 | 0 | 0 | 0 | 0 | 1 | 0 | 1 | |
| | | | Women | 1 | 0 | 0 | 0 | 0 | 0 | 1 | 0 | 0 | 2 | |
| | | | Total | 1 | 0 | 0 | 0 | 0 | 0 | 1 | 1 | 0 | 3 | No |
| 50.0903 Music Performance, General | 17 - Doctor's degree - research / scholarship | 1 | Men | 0 | 0 | 0 | 0 | 0 | 0 | 1 | 0 | 0 | 1 | |
| | | | Women | 0 | 0 | 0 | 0 | 0 | 0 | 2 | 0 | 0 | 2 | |
| | | | Total | 0 | 0 | 0 | 0 | 0 | 0 | 3 | 0 | 0 | 3 | No |
| 50.0904 Music Theory and Composition | 5 - Bachelor's degree | 1 | Men | 0 | 0 | 0 | 1 | 0 | 0 | 5 | 0 | 0 | 6 | |
| | | | Women | 0 | 0 | 0 | 0 | 0 | 0 | 0 | 0 | 0 | 0 | |
| | | | Total | 0 | 0 | 0 | 1 | 0 | 0 | 5 | 0 | 0 | 6 | No |
| 50.0904 Music Theory and Composition | 7 - Master's degree | 1 | Men | 2 | 0 | 0 | 1 | 0 | 0 | 2 | 1 | 0 | 6 | |
| | | | Women | 0 | 0 | 0 | 0 | 0 | 0 | 0 | 0 | 0 | 0 | |
| | | | Total | 2 | 0 | 0 | 1 | 0 | 0 | 2 | 1 | 0 | 6 | No |
| 50.0904 Music Theory and Composition | 17 - Doctor's degree - research / scholarship | 1 | Men | 1 | 0 | 0 | 0 | 0 | 0 | 2 | 0 | 0 | 3 | |
| | | | Women | 0 | 0 | 0 | 0 | 0 | 0 | 1 | 0 | 0 | 1 | |
| | | | Total | 1 | 0 | 0 | 0 | 0 | 0 | 3 | 0 | 0 | 4 | No |
| 50.0905 Musicology and Ethnomusicology | 17 - Doctor's degree - research / scholarship | 1 | Men | 0 | 0 | 0 | 0 | 0 | 0 | 0 | 0 | 0 | 0 | |
| | | | Women | 0 | 0 | 0 | 0 | 0 | 0 | 0 | 0 | 0 | 0 | |
| | | | Total | 0 | 0 | 0 | 0 | 0 | 0 | 0 | 0 | 0 | 0 | No |
| 50.0906 Conducting | 7 - Master's degree | 1 | Men | 0 | 0 | 0 | 0 | 0 | 0 | 0 | 0 | 0 | 0 | |
| | | | Women | 0 | 0 | 0 | 0 | 0 | 0 | 0 | 0 | 0 | 0 | |
| | | | Total | 0 | 0 | 0 | 0 | 0 | 0 | 0 | 0 | 0 | 0 | No |
| 50.0907 Keyboard Instruments | 5 - Bachelor's degree | 1 | Men | 0 | 0 | 0 | 4 | 0 | 0 | 0 | 0 | 0 | 4 | |
| | | | Women | 0 | 0 | 0 | 1 | 0 | 0 | 1 | 1 | 0 | 3 | |
| | | | Total | 0 | 0 | 0 | 5 | 0 | 0 | 1 | 1 | 0 | 7 | No |
| 50.0907 | | 1 | Men | 1 | 0 | 0 | 0 | 0 | 0 | 1 | 1 | 0 | 3 | |

| CIPCODE | Award Level | Major | Gender | Non Resident Alien | Hispanic / Latino | American Indian or Alaska Native | Asian | Black or African American | Native Hawaiian or Other Pacific Islander | White | Two or more Races | Race/ ethnicity unknown | Total | distance education program |
|---------------------------------|---|-------|--------|--------------------|-------------------|----------------------------------|-------|---------------------------|---|-------|-------------------|-------------------------|-------|----------------------------|
| Keyboard Instruments | 7 - Master's degree | | Women | 4 | 0 | 0 | 4 | 0 | 0 | 0 | 0 | 0 | 8 | |
| | | | Total | 5 | 0 | 0 | 4 | 0 | 0 | 1 | 1 | 0 | 11 | No |
| 50.0907 Keyboard Instruments | 17 - Doctor's degree - research / scholarship | 1 | Men | 2 | 0 | 0 | 2 | 0 | 0 | 0 | 0 | 0 | 4 | |
| | | | Women | 6 | 0 | 0 | 3 | 0 | 0 | 2 | 0 | 0 | 11 | |
| | | | Total | 8 | 0 | 0 | 5 | 0 | 0 | 2 | 0 | 0 | 15 | No |
| 50.0908 Voice and Opera | 5 - Bachelor's degree | 1 | Men | 0 | 0 | 0 | 0 | 0 | 0 | 2 | 0 | 0 | 2 | |
| | | | Women | 0 | 1 | 0 | 0 | 0 | 0 | 4 | 0 | 0 | 5 | |
| | | | Total | 0 | 1 | 0 | 0 | 0 | 0 | 6 | 0 | 0 | 7 | No |
| 50.0908 Voice and Opera | 7 - Master's degree | 1 | Men | 1 | 0 | 0 | 2 | 0 | 1 | 3 | 1 | 0 | 8 | |
| | | | Women | 1 | 2 | 0 | 0 | 0 | 0 | 6 | 1 | 0 | 10 | |
| | | | Total | 2 | 2 | 0 | 2 | 0 | 1 | 9 | 2 | 0 | 18 | No |
| 50.0908 Voice and Opera | 17 - Doctor's degree - research / scholarship | 1 | Men | 0 | 0 | 0 | 0 | 0 | 0 | 3 | 0 | 0 | 3 | |
| | | | Women | 1 | 0 | 0 | 0 | 0 | 0 | 1 | 0 | 0 | 2 | |
| | | | Total | 1 | 0 | 0 | 0 | 0 | 0 | 4 | 0 | 0 | 5 | No |
| 50.0910 Jazz/Jazz Studies | 5 - Bachelor's degree | 1 | Men | 0 | 0 | 0 | 0 | 1 | 0 | 4 | 1 | 0 | 6 | |
| | | | Women | 0 | 0 | 0 | 0 | 0 | 0 | 1 | 0 | 0 | 1 | |
| | | | Total | 0 | 0 | 0 | 0 | 1 | 0 | 5 | 1 | 0 | 7 | No |
| 50.0910 Jazz/Jazz Studies | 7 - Master's degree | 1 | Men | 0 | 0 | 0 | 1 | 0 | 0 | 4 | 1 | 0 | 6 | |
| | | | Women | 1 | 0 | 0 | 0 | 0 | 0 | 0 | 0 | 0 | 1 | |
| | | | Total | 1 | 0 | 0 | 1 | 0 | 0 | 4 | 1 | 0 | 7 | No |
| 50.0910 Jazz/Jazz Studies | 17 - Doctor's degree - research / scholarship | 1 | Men | 1 | 0 | 0 | 0 | 1 | 0 | 1 | 0 | 0 | 3 | |
| | | | Women | 0 | 0 | 0 | 0 | 0 | 0 | 0 | 0 | 0 | 0 | |
| | | | Total | 1 | 0 | 0 | 0 | 1 | 0 | 1 | 0 | 0 | 3 | No |
| 50.0911 Stringed Instruments | 5 - Bachelor's degree | 1 | Men | 0 | 0 | 0 | 2 | 0 | 0 | 3 | 0 | 1 | 6 | |
| | | | Women | 0 | 0 | 0 | 0 | 0 | 0 | 2 | 0 | 0 | 2 | |
| | | | Total | 0 | 0 | 0 | 2 | 0 | 0 | 5 | 0 | 1 | 8 | No |
| 50.0911 Stringed Instruments | 7 - Master's degree | 1 | Men | 1 | 2 | 0 | 1 | 0 | 0 | 7 | 0 | 0 | 11 | |
| | | | Women | 3 | 0 | 0 | 1 | 0 | 0 | 3 | 0 | 0 | 7 | |
| | | | Total | 4 | 2 | 0 | 2 | 0 | 0 | 10 | 0 | 0 | 18 | No |
| 50.0911 Stringed Instruments | 17 - Doctor's degree - research / scholarship | 1 | Men | 2 | 0 | 0 | 0 | 0 | 0 | 3 | 0 | 1 | 6 | |
| | | | Women | 1 | 0 | 0 | 0 | 0 | 0 | 2 | 0 | 0 | 3 | |
| | | | Total | 3 | 0 | 0 | 0 | 0 | 0 | 5 | 0 | 1 | 9 | No |
| 50.0912 Music Pedagogy | 7 - Master's degree | 1 | Men | 0 | 0 | 0 | 0 | 0 | 0 | 0 | 0 | 0 | 0 | |
| | | | Women | 0 | 0 | 0 | 0 | 0 | 0 | 0 | 0 | 0 | 0 | |
| | | | Total | 0 | 0 | 0 | 0 | 0 | 0 | 0 | 0 | 0 | 0 | No |
| 50.0912 Music Pedagogy | 17 - Doctor's degree - research / scholarship | 1 | Men | 0 | 0 | 0 | 0 | 0 | 0 | 0 | 0 | 0 | 0 | |
| | | | Women | 0 | 0 | 0 | 0 | 0 | 0 | 0 | 0 | 0 | 0 | |
| | | | Total | 0 | 0 | 0 | 0 | 0 | 0 | 0 | 0 | 0 | 0 | No |
| 50.0913 Music Technology | 6 - Postbaccalaureate certificates | 1 | Men | 9 | 1 | 0 | 0 | 0 | 0 | 5 | 1 | 0 | 16 | |
| | | | Women | 4 | 0 | 0 | 1 | 0 | 0 | 0 | 0 | 0 | 5 | |
| | | | Total | 13 | 1 | 0 | 1 | 0 | 0 | 5 | 1 | 0 | 21 | No |
| 50.0914 Brass Instruments | 5 - Bachelor's degree | 1 | Men | 0 | 1 | 0 | 0 | 0 | 0 | 2 | 0 | 1 | 4 | |
| | | | Women | 0 | 0 | 0 | 0 | 0 | 0 | 0 | 0 | 0 | 0 | |
| | | | Total | 0 | 1 | 0 | 0 | 0 | 0 | 2 | 0 | 1 | 4 | No |
| 50.0914 Brass Instruments | 7 - Master's degree | 1 | Men | 0 | 1 | 0 | 0 | 0 | 0 | 0 | 0 | 0 | 1 | |
| | | | Women | 0 | 0 | 0 | 0 | 0 | 0 | 1 | 0 | 0 | 1 | |

| CIPCODE | Award Level | Major | Gender | Non Resident Alien | Hispanic / Latino | American Indian or Alaska Native | Asian | Black or African American | Native Hawaiian or Other Pacific Islander | White | Two or more Races | Race/ ethnicity unknown | Total | distance education program |
|---|---|-------|--------|--------------------|-------------------|----------------------------------|-------|---------------------------|---|-------|-------------------|-------------------------|-------|----------------------------|
| 50.0914 Brass Instruments | 17 - Doctor's degree - research / scholarship | 1 | Total | 0 | 1 | 0 | 0 | 0 | 0 | 1 | 0 | 0 | 2 | No |
| | | | Men | 0 | 0 | 0 | 0 | 0 | 0 | 2 | 0 | 0 | 2 | |
| | | | Women | 0 | 0 | 0 | 0 | 0 | 0 | 2 | 0 | 0 | 2 | |
| 50.0915 Woodwind Instruments | 5 - Bachelor's degree | 1 | Total | 0 | 0 | 0 | 0 | 0 | 0 | 4 | 0 | 0 | 4 | No |
| | | | Men | 0 | 0 | 0 | 0 | 0 | 0 | 1 | 0 | 0 | 1 | |
| | | | Women | 0 | 0 | 0 | 2 | 0 | 0 | 0 | 0 | 0 | 2 | |
| 50.0915 Woodwind Instruments | 7 - Master's degree | 1 | Total | 0 | 0 | 0 | 2 | 0 | 0 | 1 | 0 | 0 | 3 | No |
| | | | Men | 0 | 0 | 0 | 0 | 0 | 2 | 0 | 0 | 2 | | |
| | | | Women | 1 | 0 | 0 | 1 | 0 | 0 | 3 | 1 | 0 | 6 | |
| 50.0915 Woodwind Instruments | 17 - Doctor's degree - research / scholarship | 1 | Total | 1 | 0 | 0 | 1 | 0 | 0 | 5 | 1 | 0 | 8 | No |
| | | | Men | 1 | 0 | 0 | 2 | 0 | 0 | 0 | 0 | 0 | 3 | |
| | | | Women | 0 | 0 | 0 | 0 | 0 | 0 | 1 | 0 | 0 | 1 | |
| 50.0915 Woodwind Instruments | 5 - Bachelor's degree | 2 | Total | 1 | 0 | 0 | 2 | 0 | 0 | 1 | 0 | 0 | 4 | No |
| | | | Men | 0 | 0 | 0 | 0 | 0 | 0 | 0 | 0 | 0 | 0 | |
| | | | Women | 0 | 0 | 0 | 0 | 0 | 0 | 0 | 0 | 0 | 0 | |
| 50.0916 Percussion Instruments | 5 - Bachelor's degree | 1 | Total | 0 | 0 | 0 | 0 | 0 | 0 | 0 | 0 | 0 | 0 | No |
| | | | Men | 0 | 0 | 0 | 0 | 0 | 0 | 1 | 0 | 0 | 1 | |
| | | | Women | 0 | 0 | 0 | 0 | 0 | 0 | 0 | 0 | 0 | 0 | |
| 50.0916 Percussion Instruments | 7 - Master's degree | 1 | Total | 0 | 0 | 0 | 0 | 0 | 0 | 1 | 0 | 0 | 1 | No |
| | | | Men | 0 | 0 | 0 | 0 | 0 | 0 | 0 | 0 | 0 | 0 | |
| | | | Women | 0 | 0 | 0 | 0 | 0 | 0 | 0 | 0 | 0 | 0 | |
| 50.0916 Percussion Instruments | 17 - Doctor's degree - research / scholarship | 1 | Total | 0 | 0 | 0 | 0 | 0 | 0 | 0 | 0 | 0 | 0 | No |
| | | | Men | 0 | 0 | 0 | 0 | 0 | 0 | 0 | 0 | 0 | 0 | |
| | | | Women | 0 | 0 | 0 | 0 | 0 | 0 | 0 | 0 | 0 | 0 | |
| 50.0999 Music, Other | 5 - Bachelor's degree | 1 | Total | 0 | 0 | 0 | 0 | 0 | 0 | 0 | 0 | 0 | 0 | No |
| | | | Men | 0 | 0 | 0 | 0 | 0 | 0 | 0 | 0 | 0 | 0 | |
| | | | Women | 0 | 0 | 0 | 0 | 0 | 0 | 0 | 0 | 0 | 0 | |
| 50.0999 Music, Other | 7 - Master's degree | 1 | Total | 0 | 0 | 0 | 0 | 0 | 0 | 0 | 0 | 0 | 0 | No |
| | | | Men | 0 | 0 | 0 | 0 | 0 | 0 | 0 | 0 | 0 | 0 | |
| | | | Women | 0 | 0 | 0 | 0 | 0 | 0 | 0 | 0 | 0 | 0 | |
| 50.0999 Music, Other | 17 - Doctor's degree - research / scholarship | 1 | Total | 0 | 0 | 0 | 0 | 0 | 0 | 0 | 0 | 0 | 0 | No |
| | | | Men | 0 | 0 | 0 | 0 | 0 | 0 | 0 | 0 | 0 | 0 | |
| | | | Women | 0 | 0 | 0 | 0 | 0 | 0 | 0 | 0 | 0 | 0 | |
| 50.1001 Arts, Entertainment, and Media Management, General | 6 - Postbaccalaureate certificates | 1 | Total | 1 | 0 | 0 | 2 | 0 | 0 | 8 | 0 | 0 | 11 | |
| | | | Men | 4 | 2 | 0 | 1 | 1 | 0 | 4 | 0 | 0 | 12 | |
| | | | Women | 5 | 2 | 0 | 3 | 1 | 0 | 12 | 0 | 0 | 23 | No |
| 50.1003 Music Management | 5 - Bachelor's degree | 1 | Total | 0 | 3 | 0 | 5 | 3 | 0 | 32 | 2 | 2 | 47 | |
| | | | Men | 1 | 3 | 0 | 4 | 1 | 0 | 13 | 1 | 0 | 23 | |
| | | | Women | 1 | 6 | 0 | 9 | 4 | 0 | 45 | 3 | 2 | 70 | No |
| 50.1099 Arts, Entertainment, and Media Management, Other | 5 - Bachelor's degree | 1 | Total | 0 | 0 | 0 | 0 | 0 | 0 | 0 | 0 | 0 | 0 | No |
| | | | Men | 0 | 0 | 0 | 0 | 0 | 0 | 0 | 0 | 0 | 0 | |
| | | | Women | 0 | 0 | 0 | 0 | 0 | 0 | 0 | 0 | 0 | 0 | |
| 51.0000 Health Services/Allied Health/Health Sciences, General | 5 - Bachelor's degree | 1 | Total | 0 | 0 | 0 | 0 | 0 | 0 | 0 | 0 | 0 | 0 | |
| | | | Men | 0 | 0 | 0 | 0 | 0 | 0 | 2 | 0 | 0 | 2 | |
| | | | Women | 0 | 0 | 0 | 0 | 0 | 0 | 2 | 0 | 0 | 2 | No |

| CIPCODE | Award Level | Major | Gender | Non Resident Alien | Hispanic / Latino | American Indian or Alaska Native | Asian | Black or African American | Native Hawaiian or Other Pacific Islander | White | Two or more Races | Race/ ethnicity unknown | Total | distance education program | |
|---|---|-------|--------|--------------------|-------------------|----------------------------------|-------|---------------------------|---|-------|-------------------|-------------------------|-------|----------------------------|----|
| 51.0401 Dentistry | 18 - Doctor's degree - professional practice | 1 | Men | 12 | 3 | 0 | 31 | 1 | 2 | 30 | 5 | 5 | 89 | | |
| | | | Women | 16 | 3 | 0 | 30 | 4 | 2 | 31 | 3 | 4 | 93 | | |
| | | | Total | 28 | 6 | 0 | 61 | 5 | 4 | 61 | 8 | 9 | 182 | No | |
| 51.0502 Advanced General Dentistry | 8 - Post-Master's certificates | 1 | Men | 0 | 0 | 0 | 0 | 0 | 0 | 0 | 0 | 0 | 0 | | |
| | | | Women | 0 | 0 | 0 | 0 | 0 | 0 | 0 | 0 | 0 | 0 | 0 | |
| | | | Total | 0 | 0 | 0 | 0 | 0 | 0 | 0 | 0 | 0 | 0 | 0 | No |
| 51.0503 Oral Biology and Oral and Maxillofacial Pathology | 7 - Master's degree | 1 | Men | 2 | 0 | 0 | 3 | 0 | 0 | 7 | 0 | 0 | 12 | | |
| | | | Women | 2 | 0 | 0 | 0 | 1 | 0 | 2 | 0 | 0 | 5 | | |
| | | | Total | 4 | 0 | 0 | 3 | 1 | 0 | 9 | 0 | 0 | 17 | Yes | |
| 51.0503 Oral Biology and Oral and Maxillofacial Pathology | 8 - Post-Master's certificates | 1 | Men | 2 | 0 | 0 | 0 | 0 | 0 | 0 | 0 | 0 | 2 | | |
| | | | Women | 2 | 0 | 0 | 0 | 0 | 0 | 0 | 0 | 0 | 0 | 2 | |
| | | | Total | 4 | 0 | 0 | 0 | 0 | 0 | 0 | 0 | 0 | 0 | 4 | No |
| 51.0506 Endodontics/Endodontology | 8 - Post-Master's certificates | 1 | Men | 1 | 2 | 0 | 2 | 0 | 0 | 1 | 0 | 0 | 6 | | |
| | | | Women | 1 | 1 | 0 | 0 | 0 | 0 | 1 | 0 | 0 | 3 | | |
| | | | Total | 2 | 3 | 0 | 2 | 0 | 0 | 2 | 0 | 0 | 9 | No | |
| 51.0507 Oral/Maxillofacial Surgery | 8 - Post-Master's certificates | 1 | Men | 0 | 0 | 0 | 0 | 0 | 0 | 1 | 1 | 0 | 2 | | |
| | | | Women | 0 | 0 | 0 | 0 | 0 | 0 | 1 | 0 | 0 | 1 | | |
| | | | Total | 0 | 0 | 0 | 0 | 0 | 0 | 2 | 1 | 0 | 3 | No | |
| 51.0508 Orthodontics/Orthodontology | 8 - Post-Master's certificates | 1 | Men | 0 | 2 | 0 | 0 | 0 | 0 | 2 | 0 | 0 | 4 | | |
| | | | Women | 2 | 0 | 0 | 2 | 0 | 0 | 2 | 2 | 0 | 8 | | |
| | | | Total | 2 | 2 | 0 | 2 | 0 | 0 | 4 | 2 | 0 | 12 | No | |
| 51.0509 Pediatric Dentistry/Pedodontics | 8 - Post-Master's certificates | 1 | Men | 0 | 0 | 0 | 2 | 0 | 0 | 0 | 0 | 0 | 2 | | |
| | | | Women | 0 | 2 | 0 | 5 | 0 | 0 | 4 | 0 | 0 | 11 | | |
| | | | Total | 0 | 2 | 0 | 7 | 0 | 0 | 4 | 0 | 0 | 13 | No | |
| 51.0510 Periodontics/Periodontology | 7 - Master's degree | 1 | Men | 0 | 0 | 0 | 0 | 0 | 0 | 0 | 0 | 0 | 0 | | |
| | | | Women | 0 | 0 | 0 | 0 | 0 | 0 | 0 | 0 | 0 | 0 | 0 | |
| | | | Total | 0 | 0 | 0 | 0 | 0 | 0 | 0 | 0 | 0 | 0 | 0 | No |
| 51.0510 Periodontics/Periodontology | 8 - Post-Master's certificates | 1 | Men | 1 | 0 | 0 | 1 | 0 | 0 | 0 | 0 | 0 | 2 | | |
| | | | Women | 1 | 0 | 0 | 1 | 0 | 0 | 1 | 0 | 0 | 3 | | |
| | | | Total | 2 | 0 | 0 | 2 | 0 | 0 | 1 | 0 | 0 | 5 | No | |
| 51.0511 Prosthodontics/Prosthodontology | 8 - Post-Master's certificates | 1 | Men | 3 | 3 | 0 | 0 | 0 | 0 | 0 | 0 | 0 | 6 | | |
| | | | Women | 4 | 0 | 0 | 0 | 0 | 0 | 0 | 0 | 0 | 4 | | |
| | | | Total | 7 | 3 | 0 | 0 | 0 | 0 | 0 | 0 | 0 | 10 | No | |
| 51.0599 Advanced/Graduate Dentistry and Oral Sciences, Other | 7 - Master's degree | 1 | Men | 1 | 1 | 0 | 1 | 0 | 0 | 1 | 0 | 0 | 4 | | |
| | | | Women | 3 | 0 | 0 | 1 | 0 | 0 | 2 | 1 | 0 | 7 | | |
| | | | Total | 4 | 1 | 0 | 2 | 0 | 0 | 3 | 1 | 0 | 11 | No | |
| 51.0599 Advanced/Graduate Dentistry and Oral Sciences, Other | 8 - Post-Master's certificates | 1 | Men | 0 | 0 | 0 | 0 | 0 | 0 | 0 | 0 | 0 | 0 | | |
| | | | Women | 0 | 0 | 0 | 0 | 0 | 0 | 0 | 0 | 0 | 0 | 0 | |
| | | | Total | 0 | 0 | 0 | 0 | 0 | 0 | 0 | 0 | 0 | 0 | 0 | No |
| 51.0599 Advanced/Graduate Dentistry and Oral Sciences, Other | 17 - Doctor's degree - research / scholarship | 1 | Men | 1 | 0 | 0 | 0 | 0 | 0 | 0 | 0 | 0 | 1 | | |
| | | | Women | 1 | 0 | 0 | 0 | 0 | 0 | 0 | 0 | 0 | 1 | | |
| | | | Total | 2 | 0 | 0 | 0 | 0 | 0 | 0 | 0 | 0 | 2 | No | |
| 51.0602 Dental Hygiene/Hygienist | 5 - Bachelor's degree | 1 | Men | 0 | 3 | 0 | 6 | 0 | 0 | 2 | 0 | 0 | 11 | | |
| | | | Women | 1 | 8 | 0 | 11 | 3 | 0 | 19 | 1 | 1 | 44 | | |
| | | | Total | 1 | 11 | 0 | 17 | 3 | 0 | 21 | 1 | 1 | 55 | No | |

| CIPCODE | Award Level | Major | Gender | Non Resident Alien | Hispanic / Latino | American Indian or Alaska Native | Asian | Black or African American | Native Hawaiian or Other Pacific Islander | White | Two or more Races | Race/ ethnicity unknown | Total | distance education program |
|---|---|-------|--------|--------------------|-------------------|----------------------------------|-------|---------------------------|---|-------|-------------------|-------------------------|-------|----------------------------|
| 51.0602 Dental Hygiene/Hygienist | 7 - Master's degree | 1 | Men | 0 | 0 | 0 | 0 | 0 | 0 | 0 | 0 | 0 | 0 | |
| | | | Women | 0 | 2 | 0 | 2 | 0 | 0 | 0 | 0 | 0 | 4 | |
| | | | Total | 0 | 2 | 0 | 2 | 0 | 0 | 0 | 0 | 0 | 4 | No |
| 51.0701 Health/Health Care Administration/Management | 6 - Postbaccalaureate certificates | 1 | Men | 0 | 1 | 0 | 4 | 2 | 0 | 1 | 0 | 0 | 8 | |
| | | | Women | 1 | 1 | 0 | 8 | 0 | 0 | 8 | 0 | 0 | 18 | |
| | | | Total | 1 | 2 | 0 | 12 | 2 | 0 | 9 | 0 | 0 | 26 | No |
| 51.0701 Health/Health Care Administration/Management | 7 - Master's degree | 1 | Men | 4 | 4 | 0 | 14 | 4 | 0 | 37 | 0 | 1 | 64 | |
| | | | Women | 3 | 7 | 0 | 25 | 2 | 0 | 28 | 3 | 1 | 69 | |
| | | | Total | 7 | 11 | 0 | 39 | 6 | 0 | 65 | 3 | 2 | 133 | No |
| 51.0718 Long Term Care Administration/Management | 6 - Postbaccalaureate certificates | 1 | Men | 0 | 0 | 0 | 1 | 0 | 0 | 1 | 0 | 0 | 2 | |
| | | | Women | 0 | 0 | 0 | 0 | 0 | 0 | 1 | 0 | 0 | 1 | |
| | | | Total | 0 | 0 | 0 | 1 | 0 | 0 | 2 | 0 | 0 | 3 | No |
| 51.0718 Long Term Care Administration/Management | 7 - Master's degree | 1 | Men | 0 | 0 | 0 | 0 | 0 | 0 | 0 | 0 | 0 | 0 | |
| | | | Women | 0 | 0 | 0 | 0 | 0 | 0 | 0 | 0 | 0 | 0 | |
| | | | Total | 0 | 0 | 0 | 0 | 0 | 0 | 0 | 0 | 0 | 0 | No |
| 51.0912 Physician Assistant | 7 - Master's degree | 1 | Men | 0 | 0 | 0 | 4 | 1 | 0 | 7 | 0 | 0 | 12 | |
| | | | Women | 0 | 10 | 0 | 8 | 6 | 0 | 21 | 1 | 0 | 46 | |
| | | | Total | 0 | 10 | 0 | 12 | 7 | 0 | 28 | 1 | 0 | 58 | No |
| 51.1201 Medicine | 17 - Doctor's degree - research / scholarship | 1 | Men | 0 | 0 | 0 | 0 | 0 | 0 | 0 | 0 | 0 | 0 | |
| | | | Women | 0 | 0 | 0 | 0 | 0 | 0 | 0 | 0 | 0 | 0 | |
| | | | Total | 0 | 0 | 0 | 0 | 0 | 0 | 0 | 0 | 0 | 0 | No |
| 51.1201 Medicine | 18 - Doctor's degree - professional practice | 1 | Men | 0 | 8 | 0 | 16 | 2 | 0 | 17 | 3 | 40 | 86 | |
| | | | Women | 0 | 8 | 0 | 19 | 1 | 0 | 19 | 2 | 30 | 79 | |
| | | | Total | 0 | 16 | 0 | 35 | 3 | 0 | 36 | 5 | 70 | 165 | No |
| 51.1401 Medical Scientist | 6 - Postbaccalaureate certificates | 1 | Men | 0 | 0 | 0 | 1 | 0 | 0 | 1 | 0 | 0 | 2 | |
| | | | Women | 0 | 1 | 0 | 1 | 0 | 0 | 1 | 0 | 0 | 3 | |
| | | | Total | 0 | 1 | 0 | 2 | 0 | 0 | 2 | 0 | 0 | 5 | No |
| 51.1401 Medical Scientist | 7 - Master's degree | 1 | Men | 1 | 0 | 0 | 1 | 0 | 0 | 2 | 0 | 0 | 4 | |
| | | | Women | 1 | 4 | 0 | 2 | 0 | 0 | 3 | 0 | 0 | 10 | |
| | | | Total | 2 | 4 | 0 | 3 | 0 | 0 | 5 | 0 | 0 | 14 | No |
| 51.1505 Marriage and Family Therapy/Counseling | 7 - Master's degree | 1 | Men | 1 | 1 | 0 | 4 | 0 | 0 | 0 | 0 | 0 | 6 | |
| | | | Women | 2 | 12 | 0 | 1 | 7 | 0 | 15 | 2 | 0 | 39 | |
| | | | Total | 3 | 13 | 0 | 5 | 7 | 0 | 15 | 2 | 0 | 45 | No |
| 51.1505 Marriage and Family Therapy/Counseling | 17 - Doctor's degree - research / scholarship | 1 | Men | 0 | 0 | 0 | 0 | 0 | 0 | 0 | 0 | 0 | 0 | |
| | | | Women | 0 | 0 | 0 | 0 | 0 | 0 | 0 | 0 | 0 | 0 | |
| | | | Total | 0 | 0 | 0 | 0 | 0 | 0 | 0 | 0 | 0 | 0 | No |
| 51.2001 Pharmacy | 17 - Doctor's degree - research / scholarship | 1 | Men | 0 | 0 | 0 | 0 | 0 | 0 | 0 | 0 | 0 | 0 | |
| | | | Women | 0 | 0 | 0 | 0 | 0 | 0 | 0 | 0 | 0 | 0 | |
| | | | Total | 0 | 0 | 0 | 0 | 0 | 0 | 0 | 0 | 0 | 0 | No |
| 51.2001 Pharmacy | 18 - Doctor's degree - professional practice | 1 | Men | 0 | 3 | 0 | 49 | 2 | 0 | 11 | 0 | 0 | 65 | |
| | | | Women | 0 | 1 | 0 | 75 | 2 | 0 | 31 | 1 | 0 | 110 | |
| | | | Total | 0 | 4 | 0 | 124 | 4 | 0 | 42 | 1 | 0 | 175 | No |
| 51.2002 | 6 - Postbaccalaureate certificates | 1 | Men | 0 | 0 | 0 | 2 | 0 | 0 | 1 | 0 | 0 | 3 | |
| | | | Women | 1 | 0 | 0 | 2 | 0 | 0 | 1 | 0 | 0 | 4 | |

| CIPCODE | Award Level | Major | Gender | Non Resident Alien | Hispanic / Latino | American Indian or Alaska Native | Asian | Black or African American | Native Hawaiian or Other Pacific Islander | White | Two or more Races | Race/ ethnicity unknown | Total | distance education program |
|--|---|-------|--------|--------------------|-------------------|----------------------------------|-------|---------------------------|---|-------|-------------------|-------------------------|-------|----------------------------|
| Pharmacy Administration and Pharmacy Policy and Regulatory Affairs | | | Total | 1 | 0 | 0 | 4 | 0 | 0 | 2 | 0 | 0 | 7 | No |
| 51.2002 Pharmacy Administration and Pharmacy Policy and Regulatory Affairs | 7 - Master's degree | 1 | Men | 0 | 0 | 0 | 0 | 0 | 0 | 0 | 0 | 0 | 0 | |
| | | | Women | 0 | 0 | 0 | 0 | 0 | 0 | 0 | 0 | 0 | 0 | |
| | | | Total | 0 | 0 | 0 | 0 | 0 | 0 | 0 | 0 | 0 | 0 | No |
| 51.2002 Pharmacy Administration and Pharmacy Policy and Regulatory Affairs | 19 - Doctor's degree - Other | 1 | Men | 0 | 1 | 0 | 0 | 0 | 0 | 2 | 0 | 0 | 3 | |
| | | | Women | 0 | 0 | 0 | 0 | 1 | 0 | 3 | 0 | 0 | 4 | |
| | | | Total | 0 | 1 | 0 | 0 | 1 | 0 | 5 | 0 | 0 | 7 | No |
| 51.2006 Clinical and Industrial Drug Development | 7 - Master's degree | 1 | Men | 1 | 0 | 0 | 1 | 0 | 0 | 1 | 0 | 0 | 3 | |
| | | | Women | 3 | 0 | 0 | 0 | 0 | 0 | 1 | 0 | 0 | 4 | |
| | | | Total | 4 | 0 | 0 | 1 | 0 | 0 | 2 | 0 | 0 | 7 | No |
| 51.2007 Pharmacoconomics/Pharmaceutical Economics | 7 - Master's degree | 1 | Men | 0 | 0 | 0 | 0 | 0 | 0 | 5 | 0 | 0 | 5 | |
| | | | Women | 2 | 0 | 0 | 2 | 0 | 0 | 4 | 0 | 0 | 8 | |
| | | | Total | 2 | 0 | 0 | 2 | 0 | 0 | 9 | 0 | 0 | 13 | No |
| 51.2007 Pharmacoconomics/Pharmaceutical Economics | 17 - Doctor's degree - research / scholarship | 1 | Men | 1 | 0 | 0 | 1 | 0 | 0 | 0 | 0 | 0 | 2 | |
| | | | Women | 1 | 1 | 0 | 1 | 0 | 0 | 2 | 0 | 0 | 5 | |
| | | | Total | 2 | 1 | 0 | 2 | 0 | 0 | 2 | 0 | 0 | 7 | No |
| 51.2007 Pharmacoconomics/Pharmaceutical Economics | 18 - Doctor's degree - professional practice | 1 | Men | 0 | 0 | 0 | 0 | 0 | 0 | 0 | 0 | 0 | 0 | |
| | | | Women | 0 | 0 | 0 | 0 | 0 | 0 | 0 | 0 | 0 | 0 | |
| | | | Total | 0 | 0 | 0 | 0 | 0 | 0 | 0 | 0 | 0 | 0 | No |
| 51.2009 Industrial and Physical Pharmacy and Cosmetic Sciences | 7 - Master's degree | 1 | Men | 0 | 0 | 0 | 0 | 0 | 0 | 0 | 0 | 0 | 0 | |
| | | | Women | 0 | 0 | 0 | 0 | 0 | 0 | 0 | 0 | 0 | 0 | |
| | | | Total | 0 | 0 | 0 | 0 | 0 | 0 | 0 | 0 | 0 | 0 | No |
| 51.2010 Pharmaceutical Sciences | 7 - Master's degree | 1 | Men | 1 | 0 | 0 | 0 | 0 | 0 | 0 | 0 | 0 | 1 | |
| | | | Women | 2 | 0 | 0 | 0 | 0 | 0 | 0 | 0 | 0 | 2 | |
| | | | Total | 3 | 0 | 0 | 0 | 0 | 0 | 0 | 0 | 0 | 3 | No |
| 51.2010 Pharmaceutical Sciences | 17 - Doctor's degree - research / scholarship | 1 | Men | 0 | 0 | 0 | 1 | 0 | 0 | 0 | 0 | 0 | 1 | |
| | | | Women | 1 | 0 | 0 | 0 | 0 | 0 | 0 | 0 | 0 | 1 | |
| | | | Total | 1 | 0 | 0 | 1 | 0 | 0 | 0 | 0 | 0 | 2 | No |
| 51.2099 Pharmacy, Pharmaceutical Sciences, and Administration, Other | 6 - Postbaccalaureate certificates | 1 | Men | 2 | 0 | 0 | 1 | 0 | 0 | 0 | 0 | 0 | 3 | |
| | | | Women | 2 | 1 | 0 | 0 | 0 | 0 | 2 | 0 | 0 | 5 | |
| | | | Total | 4 | 1 | 0 | 1 | 0 | 0 | 2 | 0 | 0 | 8 | No |
| 51.2099 Pharmacy, Pharmaceutical Sciences, and Administration, Other | 17 - Doctor's degree - research / scholarship | 1 | Men | 0 | 0 | 0 | 0 | 0 | 0 | 0 | 0 | 0 | 0 | |
| | | | Women | 0 | 0 | 0 | 0 | 0 | 0 | 1 | 0 | 0 | 1 | |
| | | | Total | 0 | 0 | 0 | 0 | 0 | 0 | 1 | 0 | 0 | 1 | No |
| 51.2201 Public Health, General | 7 - Master's degree | 1 | Men | 4 | 5 | 0 | 14 | 3 | 0 | 16 | 3 | 0 | 45 | |
| | | | Women | 12 | 21 | 0 | 31 | 15 | 1 | 29 | 5 | 0 | 114 | |
| | | | Total | 16 | 26 | 0 | 45 | 18 | 1 | 45 | 8 | 0 | 159 | No |
| 51.2205 Health/Medical Physics | 7 - Master's degree | 1 | Men | 0 | 0 | 0 | 0 | 0 | 0 | 0 | 0 | 0 | 0 | |
| | | | Women | 0 | 0 | 0 | 0 | 0 | 0 | 0 | 0 | 0 | 0 | |
| | | | Total | 0 | 0 | 0 | 0 | 0 | 0 | 0 | 0 | 0 | 0 | No |
| 51.2210 | 5 - Bachelor's degree | 1 | Men | 0 | 0 | 0 | 2 | 0 | 0 | 0 | 2 | 0 | 4 | |
| | | | Women | 0 | 2 | 0 | 4 | 1 | 0 | 9 | 0 | 0 | 16 | |

| CIPCODE | Award Level | Major | Gender | Non Resident Alien | Hispanic / Latino | American Indian or Alaska Native | Asian | Black or African American | Native Hawaiian or Other Pacific Islander | White | Two or more Races | Race/ ethnicity unknown | Total | distance education program |
|--|---|-------|--------|--------------------|-------------------|----------------------------------|-------|---------------------------|---|-------|-------------------|-------------------------|-------|----------------------------|
| International Public Health/International Health | | | Total | 0 | 2 | 0 | 6 | 1 | 0 | 9 | 2 | 0 | 20 | No |
| 51.2210 International Public Health/International Health | 6 - Postbaccalaureate certificates | 1 | Men | 0 | 0 | 0 | 0 | 0 | 0 | 0 | 0 | 0 | 0 | |
| Women | | | 1 | 0 | 0 | 0 | 0 | 0 | 0 | 0 | 0 | 0 | 1 | |
| Total | | | 1 | 0 | 0 | 0 | 0 | 0 | 0 | 0 | 0 | 0 | 1 | No |
| 51.2210 International Public Health/International Health | 7 - Master's degree | 1 | Men | 2 | 10 | 0 | 15 | 0 | 0 | 14 | 3 | 0 | 44 | |
| Women | | | 4 | 2 | 0 | 25 | 6 | 0 | 16 | 3 | 0 | 56 | | |
| Total | | | 6 | 12 | 0 | 40 | 6 | 0 | 30 | 6 | 0 | 100 | No | |
| 51.2210 International Public Health/International Health | 5 - Bachelor's degree | 2 | Men | 0 | 0 | 0 | 0 | 0 | 0 | 0 | 0 | 0 | 0 | |
| Women | | | 0 | 0 | 0 | 0 | 0 | 0 | 0 | 0 | 0 | 0 | 0 | |
| Total | | | 0 | 0 | 0 | 0 | 0 | 0 | 0 | 0 | 0 | 0 | 0 | No |
| 51.2212 Behavioral Aspects of Health | 5 - Bachelor's degree | 1 | Men | 0 | 3 | 0 | 9 | 1 | 0 | 13 | 0 | 0 | 26 | |
| Women | | | 2 | 13 | 0 | 16 | 2 | 0 | 15 | 2 | 1 | 51 | | |
| Total | | | 2 | 16 | 0 | 25 | 3 | 0 | 28 | 2 | 1 | 77 | No | |
| 51.2212 Behavioral Aspects of Health | 17 - Doctor's degree - research / scholarship | 1 | Men | 0 | 0 | 0 | 0 | 0 | 0 | 0 | 0 | 0 | 0 | |
| Women | | | 1 | 0 | 0 | 0 | 0 | 0 | 5 | 0 | 0 | 6 | | |
| Total | | | 1 | 0 | 0 | 0 | 0 | 0 | 5 | 0 | 0 | 6 | No | |
| 51.2299 Public Health, Other | 17 - Doctor's degree - research / scholarship | 1 | Men | 0 | 0 | 0 | 0 | 0 | 0 | 0 | 0 | 0 | 0 | |
| Women | | | 0 | 0 | 0 | 0 | 0 | 0 | 0 | 0 | 0 | 0 | 0 | |
| Total | | | 0 | 0 | 0 | 0 | 0 | 0 | 0 | 0 | 0 | 0 | 0 | No |
| 51.2306 Occupational Therapy/Therapist | 5 - Bachelor's degree | 1 | Men | 0 | 0 | 0 | 1 | 0 | 0 | 0 | 0 | 0 | 1 | |
| Women | | | 0 | 2 | 0 | 2 | 0 | 5 | 0 | 0 | 0 | 9 | | |
| Total | | | 0 | 2 | 0 | 3 | 0 | 5 | 0 | 0 | 0 | 10 | No | |
| 51.2306 Occupational Therapy/Therapist | 7 - Master's degree | 1 | Men | 0 | 3 | 0 | 4 | 0 | 0 | 0 | 0 | 1 | 8 | |
| Women | | | 19 | 6 | 0 | 38 | 1 | 49 | 0 | 0 | 113 | | | |
| Total | | | 19 | 9 | 0 | 42 | 1 | 49 | 0 | 1 | 121 | No | | |
| 51.2306 Occupational Therapy/Therapist | 8 - Post-Master's certificates | 1 | Men | 0 | 0 | 0 | 0 | 0 | 0 | 0 | 0 | 0 | 0 | |
| Women | | | 0 | 0 | 0 | 0 | 0 | 0 | 0 | 0 | 0 | 0 | 0 | |
| Total | | | 0 | 0 | 0 | 0 | 0 | 0 | 0 | 0 | 0 | 0 | 0 | No |
| 51.2306 Occupational Therapy/Therapist | 17 - Doctor's degree - research / scholarship | 1 | Men | 0 | 0 | 0 | 0 | 0 | 0 | 0 | 0 | 0 | 0 | |
| Women | | | 0 | 0 | 0 | 0 | 0 | 1 | 0 | 0 | 1 | | | |
| Total | | | 0 | 0 | 0 | 0 | 0 | 0 | 1 | 0 | 0 | 1 | No | |
| 51.2306 Occupational Therapy/Therapist | 18 - Doctor's degree - professional practice | 1 | Men | 1 | 0 | 0 | 2 | 0 | 0 | 3 | 0 | 1 | 7 | |
| Women | | | 3 | 4 | 0 | 6 | 0 | 24 | 2 | 0 | 39 | | | |
| Total | | | 4 | 4 | 0 | 8 | 0 | 27 | 2 | 1 | 46 | No | | |
| 51.2308 Physical Therapy/Therapist | 7 - Master's degree | 1 | Men | 0 | 0 | 0 | 1 | 0 | 0 | 0 | 0 | 0 | 1 | |
| Women | | | 2 | 1 | 0 | 1 | 0 | 1 | 0 | 0 | 5 | | | |
| Total | | | 2 | 1 | 0 | 2 | 0 | 1 | 0 | 0 | 6 | No | | |
| 51.2308 Physical Therapy/Therapist | 8 - Post-Master's certificates | 1 | Men | 0 | 0 | 0 | 0 | 0 | 0 | 0 | 0 | 0 | 0 | |
| Women | | | 0 | 0 | 0 | 0 | 0 | 0 | 0 | 0 | 0 | 0 | 0 | |
| Total | | | 0 | 0 | 0 | 0 | 0 | 0 | 0 | 0 | 0 | 0 | 0 | No |
| 51.2308 Physical Therapy/Therapist | 17 - Doctor's degree - research / scholarship | 1 | Men | 1 | 0 | 0 | 0 | 0 | 0 | 0 | 0 | 0 | 1 | |
| Women | | | 0 | 0 | 0 | 1 | 0 | 3 | 0 | 0 | 4 | | | |
| Total | | | 1 | 0 | 0 | 1 | 0 | 3 | 0 | 0 | 5 | No | | |
| 51.2308 | | | Men | 1 | 1 | 0 | 9 | 1 | 1 | 13 | 2 | 1 | 29 | |

| CIPCODE | Award Level | Major | Gender | Non Resident Alien | Hispanic / Latino | American Indian or Alaska Native | Asian | Black or African American | Native Hawaiian or Other Pacific Islander | White | Two or more Races | Race/ ethnicity unknown | Total | distance education program |
|--|---|-------|--------|--------------------|-------------------|----------------------------------|-------|---------------------------|---|-------|-------------------|-------------------------|-------|----------------------------|
| Physical Therapy/Therapist | 18 - Doctor's degree - professional practice | 1 | Women | 0 | 6 | 0 | 18 | 4 | 0 | 34 | 5 | 1 | 68 | |
| | | | Total | 1 | 7 | 0 | 27 | 5 | 1 | 47 | 7 | 2 | 97 | No |
| 51.2399 Rehabilitation and Therapeutic Professions, Other | 8 - Post-Master's certificates | 1 | Men | 0 | 0 | 0 | 0 | 0 | 0 | 0 | 0 | 0 | 0 | |
| | | | Women | 0 | 0 | 0 | 0 | 0 | 0 | 0 | 0 | 0 | 0 | |
| | | | Total | 0 | 0 | 0 | 0 | 0 | 0 | 0 | 0 | 0 | 0 | No |
| 51.3804 Nurse Anesthetist | 7 - Master's degree | 1 | Men | 0 | 2 | 0 | 1 | 0 | 0 | 2 | 0 | 0 | 5 | |
| | | | Women | 0 | 2 | 0 | 3 | 1 | 0 | 3 | 1 | 1 | 11 | |
| | | | Total | 0 | 4 | 0 | 4 | 1 | 0 | 5 | 1 | 1 | 16 | No |
| 51.3805 Family Practice Nurse/Nursing | 7 - Master's degree | 1 | Men | 0 | 0 | 0 | 0 | 0 | 0 | 0 | 0 | 0 | 0 | |
| | | | Women | 0 | 0 | 0 | 0 | 0 | 0 | 0 | 0 | 0 | 0 | |
| | | | Total | 0 | 0 | 0 | 0 | 0 | 0 | 0 | 0 | 0 | 0 | No |
| 51.9999 Health Professions and Related Clinical Sciences, Other | 6 - Postbaccalaureate certificates | 1 | Men | 0 | 0 | 0 | 0 | 0 | 0 | 0 | 0 | 0 | 0 | |
| | | | Women | 0 | 0 | 0 | 0 | 0 | 0 | 0 | 0 | 0 | 0 | |
| | | | Total | 0 | 0 | 0 | 0 | 0 | 0 | 0 | 0 | 0 | 0 | No |
| 51.9999 Health Professions and Related Clinical Sciences, Other | 7 - Master's degree | 1 | Men | 0 | 0 | 0 | 1 | 1 | 0 | 3 | 0 | 0 | 5 | |
| | | | Women | 0 | 0 | 0 | 4 | 0 | 4 | 0 | 0 | 8 | | |
| | | | Total | 0 | 0 | 0 | 5 | 1 | 0 | 7 | 0 | 0 | 13 | Yes |
| 51.9999 Health Professions and Related Clinical Sciences, Other | 17 - Doctor's degree - research / scholarship | 1 | Men | 0 | 0 | 0 | 0 | 0 | 0 | 0 | 0 | 0 | 0 | |
| | | | Women | 0 | 0 | 0 | 0 | 0 | 0 | 0 | 0 | 0 | 0 | |
| | | | Total | 0 | 0 | 0 | 0 | 0 | 0 | 0 | 0 | 0 | 0 | No |
| 52.0101 Business/Commerce, General | 6 - Postbaccalaureate certificates | 1 | Men | 0 | 0 | 0 | 0 | 0 | 0 | 0 | 0 | 0 | 0 | |
| | | | Women | 1 | 0 | 0 | 1 | 0 | 0 | 0 | 0 | 0 | 2 | |
| | | | Total | 1 | 0 | 0 | 1 | 0 | 0 | 0 | 0 | 0 | 2 | No |
| 52.0201 Business Administration and Management, General | 5 - Bachelor's degree | 1 | Men | 113 | 72 | 2 | 156 | 9 | 0 | 246 | 16 | 8 | 622 | |
| | | | Women | 92 | 48 | 0 | 112 | 8 | 0 | 155 | 12 | 6 | 433 | |
| | | | Total | 205 | 120 | 2 | 268 | 17 | 0 | 401 | 28 | 14 | 1055 | No |
| 52.0201 Business Administration and Management, General | 6 - Postbaccalaureate certificates | 1 | Men | 0 | 0 | 0 | 0 | 0 | 0 | 0 | 0 | 0 | 0 | |
| | | | Women | 0 | 0 | 0 | 0 | 0 | 0 | 0 | 0 | 0 | 0 | |
| | | | Total | 0 | 0 | 0 | 0 | 0 | 0 | 0 | 0 | 0 | 0 | No |
| 52.0201 Business Administration and Management, General | 7 - Master's degree | 1 | Men | 64 | 29 | 0 | 95 | 15 | 0 | 187 | 13 | 11 | 414 | |
| | | | Women | 25 | 13 | 0 | 52 | 6 | 0 | 73 | 1 | 4 | 174 | |
| | | | Total | 89 | 42 | 0 | 147 | 21 | 0 | 260 | 14 | 15 | 588 | No |
| 52.0201 Business Administration and Management, General | 17 - Doctor's degree - research / scholarship | 1 | Men | 7 | 0 | 0 | 0 | 0 | 0 | 0 | 0 | 0 | 7 | |
| | | | Women | 1 | 0 | 0 | 0 | 0 | 0 | 0 | 0 | 0 | 1 | 2 |
| | | | Total | 8 | 0 | 0 | 0 | 0 | 0 | 0 | 0 | 0 | 1 | 9 |
| 52.0203 Logistics, Materials, and Supply Chain Management | 6 - Postbaccalaureate certificates | 1 | Men | 26 | 1 | 0 | 4 | 0 | 0 | 10 | 1 | 0 | 42 | |
| | | | Women | 22 | 1 | 0 | 1 | 0 | 0 | 2 | 0 | 0 | 26 | |
| | | | Total | 48 | 2 | 0 | 5 | 0 | 0 | 12 | 1 | 0 | 68 | No |
| 52.0203 Logistics, Materials, and Supply Chain Management | 7 - Master's degree | 1 | Men | 0 | 0 | 0 | 0 | 0 | 0 | 0 | 0 | 0 | 0 | |
| | | | Women | 0 | 0 | 0 | 0 | 0 | 0 | 0 | 0 | 0 | 0 | |
| | | | Total | 0 | 0 | 0 | 0 | 0 | 0 | 0 | 0 | 0 | 0 | No |
| 52.0206 Non-Profit/Public/Organizational Management | 6 - Postbaccalaureate certificates | 1 | Men | 0 | 1 | 0 | 2 | 1 | 0 | 6 | 0 | 0 | 10 | |
| | | | Women | 0 | 1 | 1 | 1 | 3 | 0 | 1 | 0 | 1 | 8 | |
| | | | Total | 0 | 2 | 1 | 3 | 4 | 0 | 7 | 0 | 1 | 18 | No |

| CIPCODE | Award Level | Major | Gender | Non Resident Alien | Hispanic / Latino | American Indian or Alaska Native | Asian | Black or African American | Native Hawaiian or Other Pacific Islander | White | Two or more Races | Race/ ethnicity unknown | Total | distance education program |
|--|------------------------------------|-------|--------|--------------------|-------------------|----------------------------------|-------|---------------------------|---|-------|-------------------|-------------------------|-------|----------------------------|
| 52.0206 Non-Profit/Public/Organizational Management | 7 - Master's degree | 1 | Men | 0 | 1 | 0 | 1 | 0 | 0 | 2 | 0 | 0 | 4 | |
| | | | Women | 0 | 0 | 0 | 0 | 1 | 0 | 7 | 0 | 1 | 9 | |
| | | | Total | 0 | 1 | 0 | 1 | 1 | 0 | 9 | 0 | 1 | 13 | No |
| 52.0299 Business Administration, Management and Operations, Other | 6 - Postbaccalaureate certificates | 1 | Men | 1 | 0 | 0 | 2 | 1 | 0 | 0 | 0 | 0 | 4 | |
| | | | Women | 0 | 0 | 0 | 0 | 1 | 0 | 1 | 0 | 0 | 2 | |
| | | | Total | 1 | 0 | 0 | 2 | 2 | 0 | 1 | 0 | 0 | 6 | No |
| 52.0299 Business Administration, Management and Operations, Other | 7 - Master's degree | 1 | Men | 0 | 14 | 0 | 7 | 1 | 0 | 18 | 0 | 1 | 41 | |
| | | | Women | 0 | 1 | 0 | 1 | 2 | 0 | 5 | 0 | 0 | 9 | |
| | | | Total | 0 | 15 | 0 | 8 | 3 | 0 | 23 | 0 | 1 | 50 | No |
| 52.0301 Accounting | 5 - Bachelor's degree | 1 | Men | 24 | 11 | 0 | 33 | 0 | 0 | 27 | 2 | 2 | 99 | |
| | | | Women | 38 | 4 | 0 | 49 | 2 | 0 | 24 | 2 | 4 | 123 | |
| | | | Total | 62 | 15 | 0 | 82 | 2 | 0 | 51 | 4 | 6 | 222 | No |
| 52.0301 Accounting | 7 - Master's degree | 1 | Men | 3 | 7 | 0 | 10 | 2 | 0 | 20 | 2 | 1 | 45 | |
| | | | Women | 16 | 1 | 0 | 19 | 4 | 0 | 16 | 2 | 1 | 59 | |
| | | | Total | 19 | 8 | 0 | 29 | 6 | 0 | 36 | 4 | 2 | 104 | No |
| 52.0799 Entrepreneurial and Small Business Operations, Other | 7 - Master's degree | 1 | Men | 7 | 4 | 0 | 2 | 1 | 0 | 9 | 0 | 1 | 24 | |
| | | | Women | 6 | 4 | 0 | 1 | 1 | 0 | 14 | 0 | 0 | 26 | |
| | | | Total | 13 | 8 | 0 | 3 | 2 | 0 | 23 | 0 | 1 | 50 | No |
| 52.0801 Finance, General | 6 - Postbaccalaureate certificates | 1 | Men | 2 | 1 | 0 | 2 | 0 | 0 | 8 | 1 | 0 | 14 | |
| | | | Women | 1 | 1 | 0 | 2 | 0 | 0 | 1 | 0 | 0 | 5 | |
| | | | Total | 3 | 2 | 0 | 4 | 0 | 0 | 9 | 1 | 0 | 19 | No |
| 52.0801 Finance, General | 7 - Master's degree | 1 | Men | 6 | 2 | 0 | 1 | 1 | 0 | 11 | 0 | 1 | 22 | |
| | | | Women | 5 | 2 | 0 | 2 | 0 | 0 | 5 | 0 | 0 | 14 | |
| | | | Total | 11 | 4 | 0 | 3 | 1 | 0 | 16 | 0 | 1 | 36 | No |
| 52.0905 Restaurant/Food Services Management | 6 - Postbaccalaureate certificates | 1 | Men | 1 | 0 | 0 | 0 | 0 | 0 | 2 | 0 | 21 | 24 | |
| | | | Women | 0 | 0 | 0 | 0 | 0 | 0 | 0 | 0 | 11 | 11 | |
| | | | Total | 1 | 0 | 0 | 0 | 0 | 0 | 2 | 0 | 32 | 35 | No |
| 52.1101 International Business/Trade/Commerce | 5 - Bachelor's degree | 1 | Men | 0 | 0 | 0 | 0 | 0 | 0 | 0 | 0 | 0 | 0 | |
| | | | Women | 0 | 0 | 0 | 0 | 0 | 0 | 0 | 0 | 0 | 0 | |
| | | | Total | 0 | 0 | 0 | 0 | 0 | 0 | 0 | 0 | 0 | 0 | No |
| 52.1101 International Business/Trade/Commerce | 7 - Master's degree | 1 | Men | 36 | 0 | 0 | 1 | 0 | 0 | 3 | 0 | 0 | 40 | |
| | | | Women | 10 | 0 | 0 | 1 | 0 | 0 | 1 | 0 | 0 | 12 | |
| | | | Total | 46 | 0 | 0 | 2 | 0 | 0 | 4 | 0 | 0 | 52 | No |
| 52.1301 Management Science | 7 - Master's degree | 1 | Men | 21 | 5 | 0 | 6 | 2 | 1 | 12 | 0 | 1 | 48 | |
| | | | Women | 14 | 3 | 0 | 5 | 1 | 0 | 4 | 0 | 0 | 27 | |
| | | | Total | 35 | 8 | 0 | 11 | 3 | 1 | 16 | 0 | 1 | 75 | No |
| 52.1302 Business Statistics | 6 - Postbaccalaureate certificates | 1 | Men | 5 | 1 | 0 | 3 | 0 | 0 | 8 | 0 | 0 | 17 | |
| | | | Women | 1 | 0 | 0 | 1 | 0 | 0 | 3 | 0 | 0 | 5 | |
| | | | Total | 6 | 1 | 0 | 4 | 0 | 0 | 11 | 0 | 0 | 22 | No |
| 52.1302 Business Statistics | 7 - Master's degree | 1 | Men | 8 | 0 | 0 | 1 | 0 | 0 | 3 | 0 | 0 | 12 | |
| | | | Women | 12 | 0 | 0 | 2 | 0 | 0 | 1 | 0 | 0 | 15 | |
| | | | Total | 20 | 0 | 0 | 3 | 0 | 0 | 4 | 0 | 0 | 27 | No |
| 52.1399 Management Sciences and Quantitative Methods, Other | 7 - Master's degree | 1 | Men | 2 | 1 | 0 | 8 | 0 | 0 | 4 | 1 | 1 | 17 | |
| | | | Women | 8 | 1 | 0 | 8 | 0 | 0 | 4 | 0 | 0 | 21 | |
| | | | Total | 10 | 2 | 0 | 16 | 0 | 0 | 8 | 1 | 1 | 38 | No |
| 52.1401 | | 1 | Men | 6 | 0 | 0 | 7 | 2 | 0 | 9 | 1 | 0 | 25 | |

| CIPCODE | Award Level | Major | Gender | Non Resident Alien | Hispanic / Latino | American Indian or Alaska Native | Asian | Black or African American | Native Hawaiian or Other Pacific Islander | White | Two or more Races | Race/ ethnicity unknown | Total | distance education program |
|--|---|-------|--------|--------------------|-------------------|----------------------------------|-------|---------------------------|---|-------|-------------------|-------------------------|-------|----------------------------|
| Marketing/Marketing Management, General | 6 - Postbaccalaureate certificates | | Women | 2 | 3 | 0 | 6 | 2 | 0 | 11 | 0 | 1 | 25 | |
| | | | Total | 8 | 3 | 0 | 13 | 4 | 0 | 20 | 1 | 1 | 50 | No |
| 52.1401 Marketing/Marketing Management, General | 7 - Master's degree | 1 | Men | 3 | 0 | 0 | 1 | 0 | 0 | 1 | 1 | 0 | 6 | |
| | | | Women | 13 | 0 | 0 | 0 | 0 | 0 | 1 | 0 | 0 | 14 | |
| | | | Total | 16 | 0 | 0 | 1 | 0 | 0 | 2 | 1 | 0 | 20 | No |
| 52.1501 Real Estate | 5 - Bachelor's degree | 1 | Men | 0 | 3 | 0 | 1 | 0 | 0 | 13 | 1 | 0 | 18 | |
| | | | Women | 0 | 0 | 0 | 0 | 0 | 0 | 3 | 0 | 0 | 3 | |
| | | | Total | 0 | 3 | 0 | 1 | 0 | 0 | 16 | 1 | 0 | 21 | No |
| 52.1601 Taxation | 7 - Master's degree | 1 | Men | 3 | 3 | 0 | 13 | 2 | 0 | 20 | 1 | 1 | 43 | |
| | | | Women | 3 | 4 | 0 | 20 | 1 | 0 | 15 | 0 | 1 | 44 | |
| | | | Total | 6 | 7 | 0 | 33 | 3 | 0 | 35 | 1 | 2 | 87 | No |
| 52.2001 Construction Management | 7 - Master's degree | 1 | Men | 4 | 0 | 0 | 1 | 0 | 0 | 3 | 0 | 0 | 8 | |
| | | | Women | 1 | 1 | 0 | 0 | 0 | 0 | 0 | 0 | 0 | 2 | |
| | | | Total | 5 | 1 | 0 | 1 | 0 | 0 | 3 | 0 | 0 | 10 | Yes |
| 52.9999 Business, Management, Marketing, and Related Support Services, Other | 6 - Postbaccalaureate certificates | 1 | Men | 0 | 0 | 0 | 0 | 0 | 0 | 0 | 0 | 1 | 1 | |
| | | | Women | 0 | 0 | 0 | 0 | 0 | 0 | 1 | 0 | 0 | 1 | |
| | | | Total | 0 | 0 | 0 | 0 | 0 | 0 | 1 | 0 | 1 | 2 | No |
| 52.9999 Business, Management, Marketing, and Related Support Services, Other | 7 - Master's degree | 1 | Men | 1 | 0 | 0 | 1 | 0 | 0 | 2 | 0 | 0 | 4 | |
| | | | Women | 1 | 0 | 0 | 0 | 0 | 1 | 0 | 0 | 0 | 2 | |
| | | | Total | 2 | 0 | 0 | 1 | 0 | 3 | 0 | 0 | 0 | 6 | No |
| 54.0101 History, General | 5 - Bachelor's degree | 1 | Men | 1 | 0 | 0 | 3 | 0 | 0 | 11 | 1 | 0 | 16 | |
| | | | Women | 0 | 0 | 1 | 3 | 0 | 0 | 5 | 1 | 0 | 10 | |
| | | | Total | 1 | 0 | 1 | 6 | 0 | 0 | 16 | 2 | 0 | 26 | No |
| 54.0101 History, General | 7 - Master's degree | 1 | Men | 0 | 0 | 0 | 0 | 0 | 0 | 0 | 1 | 0 | 1 | |
| | | | Women | 0 | 0 | 0 | 0 | 0 | 0 | 0 | 0 | 0 | 0 | |
| | | | Total | 0 | 0 | 0 | 0 | 0 | 0 | 0 | 1 | 0 | 1 | No |
| 54.0101 History, General | 17 - Doctor's degree - research / scholarship | 1 | Men | 0 | 0 | 0 | 0 | 0 | 0 | 0 | 0 | 0 | 0 | |
| | | | Women | 0 | 1 | 0 | 0 | 0 | 0 | 0 | 0 | 0 | 1 | |
| | | | Total | 0 | 1 | 0 | 0 | 0 | 0 | 0 | 0 | 0 | 1 | No |
| 54.0101 History, General | 5 - Bachelor's degree | 2 | Men | 0 | 0 | 0 | 0 | 0 | 0 | 1 | 0 | 0 | 1 | |
| | | | Women | 0 | 0 | 0 | 0 | 0 | 0 | 0 | 1 | 0 | 1 | |
| | | | Total | 0 | 0 | 0 | 0 | 0 | 0 | 1 | 1 | 0 | 2 | No |
| 54.0199 History, Other | 5 - Bachelor's degree | 1 | Men | 0 | 1 | 0 | 0 | 0 | 0 | 2 | 0 | 0 | 3 | |
| | | | Women | 0 | 0 | 0 | 1 | 0 | 0 | 6 | 0 | 0 | 7 | |
| | | | Total | 0 | 1 | 0 | 1 | 0 | 0 | 8 | 0 | 0 | 10 | No |
| 54.0199 History, Other | 5 - Bachelor's degree | 2 | Men | 0 | 0 | 0 | 0 | 0 | 0 | 0 | 0 | 0 | 0 | |
| | | | Women | 0 | 0 | 0 | 0 | 0 | 0 | 1 | 0 | 0 | 1 | |
| | | | Total | 0 | 0 | 0 | 0 | 0 | 0 | 1 | 0 | 0 | 1 | No |

Completions: total by first major

| 99.0000 Summary Grand Totals | Award Level | Nonresident alien | Hispanic Latino | American Indian or Alaska Native | Asian | Black or African American | Native Hawaiian or Other Pacific Islander | White | Two or more Races | Race/ethnicity unknown | Total | PY Total |
|---|-------------|-------------------|-----------------|----------------------------------|-------|---------------------------|---|-------|-------------------|------------------------|-------|----------|
| Bachelor's degree | 5 | | | | | | | | | | | |
| Men | | 296 | 342 | 5 | 614 | 80 | 0 | 1100 | 95 | 52 | 2584 | 2521 |
| Women | | 279 | 364 | 3 | 610 | 108 | 1 | 1006 | 133 | 50 | 2554 | 2646 |
| Total | | 575 | 706 | 8 | 1224 | 188 | 1 | 2106 | 228 | 102 | 5138 | 5167 |
| Postbaccalaureate certificates | 6 | | | | | | | | | | | |
| Men | | 146 | 17 | 0 | 54 | 9 | 0 | 128 | 4 | 37 | 395 | 338 |
| Women | | 146 | 35 | 1 | 44 | 19 | 0 | 113 | 2 | 26 | 386 | 321 |
| Total | | 292 | 52 | 1 | 98 | 28 | 0 | 241 | 6 | 63 | 781 | 659 |
| Master's degree | 7 | | | | | | | | | | | |
| Men | | 1561 | 291 | 6 | 426 | 136 | 8 | 1002 | 63 | 80 | 3573 | 3559 |
| Women | | 1207 | 664 | 16 | 569 | 351 | 14 | 1361 | 77 | 77 | 4336 | 4151 |
| Total | | 2768 | 955 | 22 | 995 | 487 | 22 | 2363 | 140 | 157 | 7909 | 7710 |
| Post-Master's certificates | 8 | | | | | | | | | | | |
| Men | | 7 | 7 | 0 | 5 | 0 | 0 | 4 | 1 | 0 | 24 | 22 |
| Women | | 10 | 3 | 0 | 8 | 0 | 0 | 9 | 2 | 0 | 32 | 17 |
| Total | | 17 | 10 | 0 | 13 | 0 | 0 | 13 | 3 | 0 | 56 | 39 |
| Doctor's degree - research / scholarship | 17 | | | | | | | | | | | |
| Men | | 166 | 29 | 1 | 38 | 8 | 3 | 93 | 5 | 14 | 357 | 363 |
| Women | | 80 | 43 | 0 | 55 | 29 | 3 | 129 | 7 | 11 | 357 | 322 |
| Total | | 246 | 72 | 1 | 93 | 37 | 6 | 222 | 12 | 25 | 714 | 685 |
| Doctor's degree - professional practice | 18 | | | | | | | | | | | |
| Men | | 21 | 32 | 0 | 122 | 12 | 3 | 131 | 10 | 50 | 381 | 368 |
| Women | | 22 | 42 | 0 | 172 | 18 | 2 | 175 | 13 | 39 | 483 | 469 |
| Total | | 43 | 74 | 0 | 294 | 30 | 5 | 306 | 23 | 89 | 864 | 837 |

| 99.0000 Summary Grand Totals | Award Level | Nonresident alien | Hispanic Latino | American Indian or Alaska Native | Asian | Black or African American | Native Hawaiian or Other Pacific Islander | White | Two or more Races | Race/ethnicity unknown | Total | PY Total |
|--------------------------------|-------------|-------------------|-----------------|----------------------------------|-------|---------------------------|---|-------|-------------------|------------------------|-------|----------|
| Doctor's degree - Other | 19 | | | | | | | | | | | |
| Men | | 2 | 2 | 0 | 0 | 0 | 0 | 2 | 0 | 0 | 6 | 12 |
| Women | | 0 | 0 | 0 | 1 | 2 | 0 | 6 | 0 | 0 | 9 | 4 |
| Total | | 2 | 2 | 0 | 1 | 2 | 0 | 8 | 0 | 0 | 15 | 16 |

| | | | | | | | | | | | | |
|-------------------|--|------|------|----|------|-----|----|------|-----|-----|-------|-------|
| Grand Total Men | | 2199 | 720 | 12 | 1259 | 245 | 14 | 2460 | 178 | 233 | 7320 | 7183 |
| Grand Total Women | | 1744 | 1151 | 20 | 1459 | 527 | 20 | 2799 | 234 | 203 | 8157 | 7930 |
| Grand Total | | 3943 | 1871 | 32 | 2718 | 772 | 34 | 5259 | 412 | 436 | 15477 | 15113 |

| | | | | | | | | | | | | |
|----------------------|--|------|------|----|------|-----|----|------|-----|-----|--|-------|
| PY Grand Total Men | | 2190 | 761 | 11 | 1176 | 235 | 13 | 2424 | 168 | 205 | | 7183 |
| PY Grand Total Women | | 1723 | 1080 | 21 | 1513 | 510 | 13 | 2648 | 245 | 177 | | 7930 |
| PY Grand Total | | 3913 | 1841 | 32 | 2689 | 745 | 26 | 5072 | 413 | 382 | | 15113 |

Completions: total by second major

| 99.0000 Summary Grand Totals | Award Level | Nonresident alien | Hispanic Latino | American Indian or Alaska Native | Asian | Black or African American | Native Hawaiian or Other Pacific Islander | White | Two or more Races | Race/ethnicity unknown | Total | PY Total |
|------------------------------|-------------|-------------------|-----------------|----------------------------------|-------|---------------------------|---|-------|-------------------|------------------------|-------|----------|
| Bachelor's degree | 5 | | | | | | | | | | | |
| Men | | 5 | 11 | 0 | 8 | 4 | 0 | 32 | 4 | 2 | 66 | 81 |
| Women | | 13 | 26 | 2 | 21 | 5 | 0 | 45 | 9 | 0 | 121 | 137 |
| Total | | 18 | 37 | 2 | 29 | 9 | 0 | 77 | 13 | 2 | 187 | 218 |

| | | | | | | | | | | | | |
|-------------------|--|----|----|---|----|---|---|----|----|---|-----|-----|
| Grand Total Men | | 5 | 11 | 0 | 8 | 4 | 0 | 32 | 4 | 2 | 66 | 81 |
| Grand Total Women | | 13 | 26 | 2 | 21 | 5 | 0 | 45 | 9 | 0 | 121 | 137 |
| Grand Total | | 18 | 37 | 2 | 29 | 9 | 0 | 77 | 13 | 2 | 187 | 218 |

| | | | | | | | | | | | | |
|----------------------|--|----|----|---|----|---|---|----|----|---|--|-----|
| PY Grand Total Men | | 4 | 16 | 0 | 6 | 9 | 0 | 41 | 5 | 0 | | 81 |
| PY Grand Total Women | | 15 | 22 | 0 | 31 | 9 | 0 | 45 | 14 | 1 | | 137 |

| | | | | | | | | | | | | |
|----------------|--|----|----|---|----|----|---|----|----|---|--|-----|
| PY Grand Total | | 19 | 38 | 0 | 37 | 18 | 0 | 86 | 19 | 1 | | 218 |
|----------------|--|----|----|---|----|----|---|----|----|---|--|-----|

All Completers

Institutions must report the following information. (Some data will be pre-populated from the completions by CIP code data.)

All Completers

Number of students by gender and race and ethnicity earning an award between July 1, 2015 and June 30, 2016. Count each student only once, regardless of how many awards he/she earned. The intent of this screen is to collect an unduplicated count of total numbers of *completers*.

- Report Hispanic/Latino individuals of any race as Hispanic/Latino
- Report race for non-Hispanic/Latino individuals only

| | Men | | Women | | Total Students |
|--|--------------------|--------------|--------------------|--------------|----------------|
| | Number of Students | Total Awards | Number of Students | Total Awards | |
| <u>Nonresident alien</u> | 2,035 | 2,199 | 1,598 | 1,744 | 3,633 |
| <u>Hispanic/Latino</u> | 691 | 720 | 1,107 | 1,151 | 1,798 |
| <u>American Indian or Alaska Native</u> | 12 | 12 | 19 | 20 | 31 |
| <u>Asian</u> | 1,169 | 1,259 | 1,362 | 1,459 | 2,531 |
| <u>Black or African American</u> | 233 | 245 | 508 | 527 | 741 |
| <u>Native Hawaiian or Other Pacific Islander</u> | 12 | 14 | 17 | 20 | 29 |
| <u>White</u> | 2,299 | 2,460 | 2,670 | 2,799 | 4,969 |
| <u>Two or more races</u> | 164 | 178 | 226 | 234 | 390 |
| <u>Race and ethnicity unknown</u> | 221 | 233 | 188 | 203 | 409 |
| TOTAL | 6,836 | 7,320 | 7,695 | 8,157 | 14,531 |
| PY TOTAL | 6,770 | | 7,537 | | 14,307 |

Completers by Level

Institutions must report the following information. This screen will be shown for each of the following award categories for which completions have been reported:

- Less than 1-year certificates
- At least 1 but less than 4-year certificates
- Associate's degrees
- Bachelor's degrees
- Master's degrees
- Doctor's degrees
- Postbaccalaureate and post-master's certificates

Bachelor's degrees

Number of students by gender, by race and ethnicity, and by age earning this award between July 1, 2015 and June 30, 2016. Each student should be counted once per award level. For example, if a student earned a master's degree and a doctor's degree, he/she should be counted once in master's and once in doctor's. A student earning two master's degrees should be counted only once.


- Report Hispanic/Latino individuals of any race as Hispanic/Latino
- Report race for non-Hispanic/Latino individuals only

| | Number of Students | Total Awards |
|------------------|--------------------|--------------|
| By Gender | | |
| Men | 2,491 | 2,584 |
| Women | 2,464 | 2,554 |
| TOTAL | 4,955 | 5,138 |
| PY TOTAL | 4,964 | |

By Race/Ethnicity

| | | |
|--|-------|-------|
| <u>Nonresident alien</u> | 536 | 575 |
| <u>Hispanic/Latino</u> | 691 | 706 |
| <u>American Indian or Alaska Native</u> | 8 | 8 |
| <u>Asian</u> | 1,153 | 1,224 |
| <u>Black or African American</u> | 185 | 188 |
| <u>Native Hawaiian or Other Pacific Islander</u> | 1 | 1 |

| | | |
|-----------------------------------|------------------------------------|-------|
| <u>White</u> | <input type="text" value="2,061"/> | 2,106 |
| Two or more races | <input type="text" value="220"/> | 228 |
| <u>Race and ethnicity unknown</u> | <input type="text" value="100"/> | 102 |
| TOTAL | 4,955 | 5,138 |



| | | |
|---------------|------------------------------------|-------|
| By Age | | |
| Under 18 | <input type="text" value="0"/> | |
| 18-24 | <input type="text" value="4,559"/> | |
| 25-39 | <input type="text" value="359"/> | |
| 40 and Above | <input type="text" value="37"/> | |
| Age Unknown | <input type="text" value="0"/> | |
| TOTAL | 4,955 | 5,138 |

Completers by Level

Institutions must report the following information. This screen will be shown for each of the following award categories for which completions have been reported:

- Less than 1-year certificates
- At least 1 but less than 4-year certificates
- Associate's degrees
- Bachelor's degrees
- Master's degrees
- Doctor's degrees
- Postbaccalaureate and post-master's certificates

Master's degrees

Number of students by gender, by race and ethnicity, and by age earning this award between July 1, 2015 and June 30, 2016. Each student should be counted once per award level. For example, if a student earned a master's degree and a doctor's degree, he/she should be counted once in master's and once in doctor's. A student earning two master's degrees should be counted only once.


- Report Hispanic/Latino individuals of any race as Hispanic/Latino
- Report race for non-Hispanic/Latino individuals only

| | Number of Students | Total Awards |
|------------------|--------------------|--------------|
| By Gender | | |
| Men | 3,541 | 3,573 |
| Women | 4,297 | 4,336 |
| TOTAL | 7,838 | 7,909 |
| PY TOTAL | 7,653 | |

By Race/Ethnicity

| | | |
|--|-------|-------|
| <u>Nonresident alien</u> | 2,756 | 2,768 |
| <u>Hispanic/Latino</u> | 943 | 955 |
| <u>American Indian or Alaska Native</u> | 22 | 22 |
| <u>Asian</u> | 983 | 995 |
| <u>Black or African American</u> | 481 | 487 |
| <u>Native Hawaiian or Other Pacific Islander</u> | 22 | 22 |

| | | |
|-----------------------------------|------------------------------------|-------|
| <u>White</u> | <input type="text" value="2,337"/> | 2,363 |
| Two or more races | <input type="text" value="138"/> | 140 |
| <u>Race and ethnicity unknown</u> | <input type="text" value="156"/> | 157 |
| TOTAL | 7,838 | 7,909 |



By Age

| | | |
|--------------|------------------------------------|-------|
| Under 18 | <input type="text" value="0"/> | |
| 18-24 | <input type="text" value="2,524"/> | |
| 25-39 | <input type="text" value="4,657"/> | |
| 40 and Above | <input type="text" value="657"/> | |
| Age Unknown | <input type="text" value="0"/> | |
| TOTAL | 7,838 | 7,909 |

Completers by Level

Institutions must report the following information. This screen will be shown for each of the following award categories for which completions have been reported:

- Less than 1-year certificates
- At least 1 but less than 4-year certificates
- Associate's degrees
- Bachelor's degrees
- Master's degrees
- Doctor's degrees
- Postbaccalaureate and post-master's certificates

Doctor's degrees

Number of students by gender, by race and ethnicity, and by age earning this award between July 1, 2015 and June 30, 2016. Each student should be counted once per award level. For example, if a student earned a master's degree and a doctor's degree, he/she should be counted once in master's and once in doctor's. A student earning two master's degrees should be counted only once.

- Report Hispanic/Latino individuals of any race as Hispanic/Latino
- Report race for non-Hispanic/Latino individuals only

| | Number of Students | Total Awards |
|------------------|--------------------|--------------|
| By Gender | | |
| Men | 744 | 744 |
| Women | 849 | 849 |
| TOTAL | 1,593 | 1,593 |
| PY TOTAL | 1,538 | |

By Race/Ethnicity

| | | |
|--|-----|-----|
| <u>Nonresident alien</u> | 291 | 291 |
| <u>Hispanic/Latino</u> | 148 | 148 |
| <u>American Indian or Alaska Native</u> | 1 | 1 |
| <u>Asian</u> | 388 | 388 |
| <u>Black or African American</u> | 69 | 69 |
| <u>Native Hawaiian or Other Pacific Islander</u> | 11 | 11 |

| | | |
|-----------------------------------|----------------------------------|-------|
| <u>White</u> | <input type="text" value="536"/> | 536 |
| Two or more races | <input type="text" value="35"/> | 35 |
| <u>Race and ethnicity unknown</u> | <input type="text" value="114"/> | 114 |
| TOTAL | 1,593 | 1,593 |

| | | |
|--|--|--|
| | | |
|--|--|--|

| | | |
|---------------|------------------------------------|-------|
| By Age | | |
| Under 18 | <input type="text" value="0"/> | |
| 18-24 | <input type="text" value="96"/> | |
| 25-39 | <input type="text" value="1,338"/> | |
| 40 and Above | <input type="text" value="159"/> | |
| Age Unknown | <input type="text" value="0"/> | |
| TOTAL | 1,593 | 1,593 |

Completers by Level

Institutions must report the following information. This screen will be shown for each of the following award categories for which completions have been reported:

- Less than 1-year certificates
- At least 1 but less than 4-year certificates
- Associate's degrees
- Bachelor's degrees
- Master's degrees
- Doctor's degrees
- Postbaccalaureate and post-master's certificates

Postbaccalaureate and post-master's certificates

Number of students by gender, by race and ethnicity, and by age earning this award between July 1, 2015 and June 30, 2016. Each student should be counted once per award level. For example, if a student earned a master's degree and a doctor's degree, he/she should be counted once in master's and once in doctor's. A student earning two master's degrees should be counted only once.


- Report Hispanic/Latino individuals of any race as Hispanic/Latino
- Report race for non-Hispanic/Latino individuals only

| | Number of Students | Total Awards |
|------------------|----------------------------------|--------------|
| By Gender | | |
| Men | <input type="text" value="389"/> | 419 |
| Women | <input type="text" value="385"/> | 418 |
| TOTAL | 774 | 837 |
| PY TOTAL | 683 | |

By Race/Ethnicity

| | | |
|--|----------------------------------|-----|
| <u>Nonresident alien</u> | <input type="text" value="285"/> | 309 |
| <u>Hispanic/Latino</u> | <input type="text" value="55"/> | 62 |
| <u>American Indian or Alaska Native</u> | <input type="text" value="1"/> | 1 |
| <u>Asian</u> | <input type="text" value="103"/> | 111 |
| <u>Black or African American</u> | <input type="text" value="25"/> | 28 |
| <u>Native Hawaiian or Other Pacific Islander</u> | <input type="text" value="0"/> | 0 |

| | | |
|-----------------------------------|----------------------------------|------------|
| <u>White</u> | <input type="text" value="235"/> | 254 |
| Two or more races | <input type="text" value="8"/> | 9 |
| <u>Race and ethnicity unknown</u> | <input type="text" value="62"/> | 63 |
| TOTAL | 774 | 837 |



By Age

| | | |
|--------------|----------------------------------|------------|
| Under 18 | <input type="text" value="0"/> | |
| 18-24 | <input type="text" value="193"/> | |
| 25-39 | <input type="text" value="525"/> | |
| 40 and Above | <input type="text" value="56"/> | |
| Age Unknown | <input type="text" value="0"/> | |
| TOTAL | 774 | 837 |

Summary

IPEDS collects important information regarding your institution. All data reported in IPEDS survey components become available in the IPEDS Data Center and appear as aggregated data in various Department of Education reports. Additionally, some of the reported data appears specifically for your institution through the College Navigator website and is included in your institution's Data Feedback Report (DFR). The purpose of this summary is to provide you an opportunity to view some of the data that, when accepted through the IPEDS quality control process, will appear on the College Navigator website and/or your DFR. College Navigator is updated approximately three months after the data collection period closes and Data Feedback Reports will be available through the [Data Center](#) and sent to your institution's CEO in November 2016.

Please review your data for accuracy. If you have questions about the data displayed below after reviewing the data reported on the survey screens, please contact the IPEDS Help Desk at: 1-877-225-2568 or ipedshelp@rti.org.

Summary of Completions Data

| Award Level | Number of Completions | |
|--|-----------------------|-----------------------|
| | 1 st major | 2 nd major |
| <u>Bachelors degree or equivalent</u> | 5,138 | 187 |
| <u>Postbaccalaureate certificate</u> | 781 | 0 |
| <u>Master's degree</u> | 7,909 | 0 |
| <u>Post-master's certificate</u> | 56 | 0 |
| <u>Doctor's degree - research/scholarship</u> | 714 | 0 |
| <u>Doctor's degree - professional practice</u> | 864 | 0 |
| <u>Doctor's degree - other</u> | 15 | 0 |
| Total number of degrees and certificates | 15,477 | |

Summary of Completers Data

| | Number of Students | | |
|----------------|--------------------|-------|--------|
| | Men | Women | Total |
| All Completers | 6,836 | 7,695 | 14,531 |